

NM Resource Mapping Survey- July2008









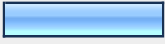


1. For survey purposes only, please enter your demographic information. Personal information will not be shared, distributed or made public with any results of this survey.

		Response Percent	Response Count
Name:	<input type="text"/>	100.0%	154
Company:	<input type="text"/>	100.0%	154
Address:	<input type="text"/>	100.0%	154
Address 2:	<input type="text"/>	13.0%	20
City/Town:	<input type="text"/>	100.0%	154
State:	<input type="text"/>	100.0%	154
ZIP/Postal Code:	<input type="text"/>	100.0%	154
Email Address:	<input type="text"/>	98.7%	152
Phone Number:	<input type="text"/>	100.0%	154
		<i>answered question</i>	154
		<i>skipped question</i>	2





2. Please enter the physical location of your organization if other than your mailing address.

		Response Count
		53
		<i>answered question</i>
		53
		<i>skipped question</i>
		103



3. Please select the title that most closely represents your job function.

		Response Percent	Response Count
Superintendent		17.3%	26
Principal		9.3%	14
Dean		2.0%	3
President		7.3%	11
Contractor		2.7%	4
Director		18.7%	28
Manager		10.7%	16
Human Resources		1.3%	2
Teacher/Instructor		17.3%	26
Counselor		4.0%	6
Coordinator		9.3%	14
		answered question	150
		skipped question	6




4. Your organization is which of the following?

		Response Percent	Response Count
Secondary institution (High school, charter)		46.2%	66
Post-secondary institution (community college, 4 yr university)		11.2%	16
Registered apprenticeship organization (IEW, IBEW, AGC, etc)		16.1%	23
Company / Industry		26.6%	38
		answered question	143
		skipped question	13









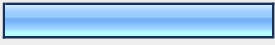













5. Do you currently have or work with an apprenticeship program that has been approved by the State Apprenticeship Council?

		Response Percent	Response Count
No		16.1%	9
Yes		83.9%	47
If Yes, please specify location.			44
answered question			56
skipped question			100

























6. Population you currently train?










		Response Percent	Response Count
< 18 years old (less than)		10.7%	6
18 to 25 years old		76.8%	43
> 26 years old (greater than)		58.9%	33
answered question			56
skipped question			100












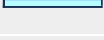


7. What crafts/fields/disciplines do you train?

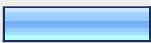








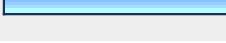
		Response Percent	Response Count
Carpenter		24.1%	13
Electrician		22.2%	12
Cement Mason		7.4%	4
Machinist		5.6%	3
Glazier		5.6%	3
Construction laborer		24.1%	13
Carpet layer		1.9%	1
Ironworker		3.7%	2
Plumber		29.6%	16
Sheet Metal worker		27.8%	15
Elevator worker		0.0%	0
Fire Sprinklers		3.7%	2
Instrument Control		11.1%	6
Lineman		9.3%	5
Bricklayer		5.6%	3
Pipefitter		14.8%	8
Auto mechanic		5.6%	3
Heavy equipment operator		9.3%	5
Painter		5.6%	3
Film Technician		1.9%	1
Camera Operator		1.9%	1
Grip		3.7%	2
Post-Production		0.0%	0
Other (please specify)		29.6%	16
		answered question	54



8. In what NM counties do you see workforce shortages in the near future (3-5 years)?

		Response Percent	Response Count
Bernalillo		61.4%	35
Catron		10.5%	6
Chaves		22.8%	13
Cibola		15.8%	9
Colfax		14.0%	8
Curry		22.8%	13
De Baca		8.8%	5
Doña Ana		22.8%	13
Eddy		24.6%	14
Grant		19.3%	11
Guadalupe		8.8%	5
Harding		10.5%	6
Hidalgo		10.5%	6
Lea		36.8%	21
Lincoln		21.1%	12
Los Alamos		33.3%	19
Luna		14.0%	8
McKinley		14.0%	8
Mora		14.0%	8
Otero		17.5%	10
Quay		14.0%	8
Rio Arriba		12.3%	7
Roosevelt		17.5%	10
Sandoval		24.6%	14

San Juan		31.6%	18
San Miguel		10.5%	6
Santa Fe		31.6%	18
Sierra		15.8%	9
Socorro		15.8%	9
Taos		21.1%	12
Torrance		14.0%	8
Union		12.3%	7
Valencia		17.5%	10
		answered question	57
		skipped question	99

9. In what crafts/field/disciplines?			
		Response Percent	Response Count
Carpenter		33.3%	19
Electrician		47.4%	27
Cement Mason		21.1%	12
Machinist		15.8%	9
Glazier		12.3%	7
Construction laborer		26.3%	15
Carpet layer		8.8%	5
Ironworker		21.1%	12
Plumber		42.1%	24
Sheet Metal worker		42.1%	24
Elevator worker		5.3%	3
Fire Sprinklers		10.5%	6
Instrument Control		17.5%	10
Lineman		19.3%	11

Bricklayer		15.8%	9
Pipefitter		31.6%	18
Auto mechanic		12.3%	7
Heavy equipment operator		17.5%	10
Painter		14.0%	8
Film Technician		7.0%	4
Camera Operator		7.0%	4
Grip		7.0%	4
Post-Production		1.8%	1
Other		24.6%	14
		answered question	57
		skipped question	99

10. As it relates to this shortage, is it short-term (1-2years) or long-term (over 2 years)??			
		Response Percent	Response Count
Short term		14.3%	8
Long term		85.7%	48
		answered question	56
		skipped question	100







11. What percentage (approx) of your employees are 50+ years old?

		Response Percent	Response Count
0%		13.5%	7
11-33%		48.1%	25
34-66%		28.8%	15
66-99%		9.6%	5
100%		0.0%	0
		<i>answered question</i>	52
		<i>skipped question</i>	104





12. Do you import a workforce for your industry from outside NM?

		Response Percent	Response Count
Yes		49.1%	27
No		50.9%	28
		if yes, what state or area of the country?	25
		<i>answered question</i>	55
		<i>skipped question</i>	101





13. What is the biggest hurdle in hiring a workforce?

		Response Percent	Response Count
Qualified applicants?		41.1%	23
Work Ethic?		23.2%	13
Basic workforce skills?		10.7%	6
Basic literacy skills (reading, math)?		3.6%	2
Employee's ability to pass a drug test?		7.1%	4
Other?		14.3%	8
		Other (please specify)	10
		answered question	56
		skipped question	100




14. Where, by county and zip, are you expecting to do On The Job training in the next 12 months?

		Response Percent	Response Count
County, ZIP		100.0%	51
County, ZIP		49.0%	25
County, ZIP		37.3%	19
County, ZIP		19.6%	10
		answered question	51
		skipped question	105









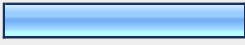















15. What curriculum/study materials do you use?

		Response Percent	Response Count
Curriculum materials developed in house?		47.2%	25
Curriculum developed by an outside organization?		50.9%	27
Unknown		3.8%	2
Other		22.6%	12
Other (please specify)			16
answered question			53
skipped question			103



16. Would your curriculum accomodate remote/distance instruction?








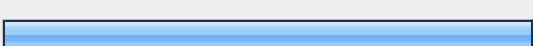
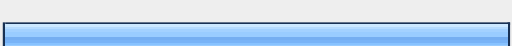

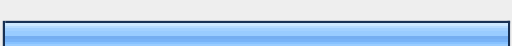
		Response Percent	Response Count
Yes		68.5%	37
No		18.5%	10
Unknown		13.0%	7
answered question			54
skipped question			102

17. Do you have industry certified instructors?, If so, which crafts / fields / disciplines?




		Response Percent	Response Count
Carpenter		20.4%	10
Electrician		30.6%	15
Cement Mason		8.2%	4
Machinist		6.1%	3
Glazier		4.1%	2
Construction laborer		14.3%	7
Carpet layer		2.0%	1
Ironworker		6.1%	3
Plumber		26.5%	13
Sheet Metal worker		24.5%	12
Elevator worker		2.0%	1
Fire Sprinklers		6.1%	3
Instrument Control		12.2%	6
Lineman		14.3%	7
Bricklayer		2.0%	1
Pipefitter		18.4%	9
Auto mechanic		2.0%	1
Heavy equipment operator		6.1%	3
Painter		8.2%	4
Telecommunications / Voice		8.2%	4
Film Technician		2.0%	1
Camera Operator		2.0%	1
Grip		4.1%	2
Post-Production		0.0%	0
Not applicable		20.4%	10


	<i>answered question</i>	49
	<i>skipped question</i>	107

18. Are any of your industry instructors currently associated with community/four year colleges as adjunct instructors?			Response Percent	Response Count
Yes		53.1%	26	
No		46.9%	23	
If yes, list college.				25
			<i>answered question</i>	49
			<i>skipped question</i>	107







19. What topics are included in your training program?			Response Percent	Response Count
Basic Safety (%)		97.7%	42	
Introduction to Construction/trade math (%)		79.1%	34	
Introduction to hand tools (%)		76.7%	33	
Introduction to power tools (%)		79.1%	34	
Introduction to blueprint reading (%)		72.1%	31	
Basic rigging (%)		58.1%	25	
Basic communication skills (%)		65.1%	28	
Basic employability skills (%)		58.1%	25	
Ethics (%)		55.8%	24	
CDL -commercial drivers license (%)		27.9%	12	
other		55.8%	24	
			<i>answered question</i>	43
			<i>skipped question</i>	113

20. Do you have an existing relationship with any public schools? Please explain.		
		Response Count
		31
<i>answered question</i>		31
<i>skipped question</i>		125












21. Would your organization recruit and consider accepting current high school graduating seniors, who are taking courses that meet pre-apprenticeship curriculum requirements?			
		Response Percent	Response Count
Yes		82.7%	43
No		7.7%	4
please explain		9.6%	5
Please explain			14
<i>answered question</i>			52
<i>skipped question</i>			104

22. Would you be willing to provide pre-apprenticeship education for 16-18 year olds school students in partnership with the Public Education Department (PED) and the Higher Education Department (HED)??			
		Response Percent	Response Count
No		40.4%	19
Yes		59.6%	28
If yes, please comment further.			19
<i>answered question</i>			47
<i>skipped question</i>			109



23. If you were to collaborate with the public schools, what kind of support and in-kind assistance would you be able to provide?

		Response Percent	Response Count
lab equipment		19.6%	9
guest lecture/speaker		71.7%	33
field trips		39.1%	18
tutoring		15.2%	7
work-based practicum/job shadowing		45.7%	21
monetary		8.7%	4
other		13.0%	6
		Other (please specify)	10
		answered question	46
		skipped question	110

24. What skills are essential for inclusion in a pre-apprenticeship program? Please separate with a comma or a return.

		Response Percent	Response Count
Basic Safety (%)		80.0%	40
Introduction to Construction/trade math (%)		78.0%	39
Introduction to hand tools (%)		56.0%	28
Introduction to power tools (%)		56.0%	28
Introduction to blueprint reading (%)		58.0%	29
Basic rigging (%)		36.0%	18
Basic communication skills (%)		84.0%	42
Basic employability skills (%)		84.0%	42
Ethics (%)		78.0%	39
CDL -commercial drivers license(%)		20.0%	10
other		18.0%	9
Other (please specify)			8
		answered question	50
		skipped question	106

25. Do you have a dedicated training facility?

		Response Percent	Response Count
Yes		65.4%	34
No		34.6%	18
Unknown		0.0%	0
		answered question	52
		skipped question	104

26. Do you currently have or work with an apprenticeship program that has been approved by the State Apprenticeship Council?			
		Response Percent	Response Count
No		0.0%	0
Yes		0.0%	0
If Yes, please specify location.			0
answered question			0
skipped question			156

27. Population you currently train?			
		Response Percent	Response Count
< 18 years old (less than)		0.0%	0
18 to 25 years old		0.0%	0
> 26 years old (greater than)		0.0%	0
answered question			0
skipped question			156

28. What crafts/fields/disciplines do you train?

		Response Percent	Response Count
Carpenter		0.0%	0
Electrician		0.0%	0
Cement Mason		0.0%	0
Machinist		0.0%	0
Glazier		0.0%	0
Construction laborer		0.0%	0
Carpet layer		0.0%	0
Ironworker		0.0%	0
Plumber		0.0%	0
Sheet Metal worker		0.0%	0
Elevator worker		0.0%	0
Fire Sprinklers		0.0%	0
Instrument Control		0.0%	0
Lineman		0.0%	0
Bricklayer		0.0%	0
Pipefitter		0.0%	0
Auto mechanic		0.0%	0
Heavy equipment operator		0.0%	0
Painter		0.0%	0
Film Technician		0.0%	0
Camera Operator		0.0%	0
Grip		0.0%	0
Post-Production		0.0%	0
Other (please specify)		0.0%	0
		answered question	0

29. In what NM counties do you see workforce shortages in the near future (3-5 years)?

	Response Percent	Response Count
Bernalillo	0.0%	0
Catron	0.0%	0
Chaves	0.0%	0
Cibola	0.0%	0
Colfax	0.0%	0
Curry	0.0%	0
De Baca	0.0%	0
Doña Ana	0.0%	0
Eddy	0.0%	0
Grant	0.0%	0
Guadalupe	0.0%	0
Harding	0.0%	0
Hidalgo	0.0%	0
Lea	0.0%	0
Lincoln	0.0%	0
Los Alamos	0.0%	0
Luna	0.0%	0
McKinley	0.0%	0
Mora	0.0%	0
Otero	0.0%	0
Quay	0.0%	0
Rio Arriba	0.0%	0
Roosevelt	0.0%	0
Sandoval	0.0%	0

San Juan		0.0%	0
San Miguel		0.0%	0
Santa Fe		0.0%	0
Sierra		0.0%	0
Socorro		0.0%	0
Taos		0.0%	0
Torrance		0.0%	0
Union		0.0%	0
Valencia		0.0%	0
	answered question		0
	skipped question		156

30. In what crafts/field/disciplines?			
		Response Percent	Response Count
Carpenter		0.0%	0
Electrician		0.0%	0
Cement Mason		0.0%	0
Machinist		0.0%	0
Glazier		0.0%	0
Construction laborer		0.0%	0
Carpet layer		0.0%	0
Ironworker		0.0%	0
Plumber		0.0%	0
Sheet Metal worker		0.0%	0
Elevator worker		0.0%	0
Fire Sprinklers		0.0%	0
Instrument Control		0.0%	0
Lineman		0.0%	0

Bricklayer		0.0%	0
Pipefitter		0.0%	0
Auto mechanic		0.0%	0
Heavy equipment operator		0.0%	0
Painter		0.0%	0
Film Technician		0.0%	0
Camera Operator		0.0%	0
Grip		0.0%	0
Post-Production		0.0%	0
Other		0.0%	0
	<i>answered question</i>		0
	<i>skipped question</i>		156

31. As it relates to this shortage, is it short-term (1-2years) or long-term (over 2 years)??			
		Response Percent	Response Count
Short term		0.0%	0
Long term		0.0%	0
	<i>answered question</i>		0
	<i>skipped question</i>		156

32. What percentage (approx) of your employees are 50+ years old?			Response Percent	Response Count
0%			0.0%	0
11-33%			0.0%	0
34-66%			0.0%	0
66-99%			0.0%	0
100%			0.0%	0
			answered question	0
			skipped question	156

33. Do you import a workforce for your industry from outside NM?			Response Percent	Response Count
Yes			0.0%	0
No			0.0%	0
			if yes, what state or area of the country?	0
			answered question	0
			skipped question	156

34. Where, by county and zip, are you expecting to do On The Job training in the next 12 months?			Response Percent	Response Count
County, ZIP			0.0%	0
County, ZIP			0.0%	0
County, ZIP			0.0%	0
County, ZIP			0.0%	0
			answered question	0
			skipped question	156

35. What curriculum/study materials do you use?			
		Response Percent	Response Count
Curriculum materials developed in house?		0.0%	0
Curriculum developed by an outside organization?		0.0%	0
Unknown		0.0%	0
Other		0.0%	0
Other (please specify)			0
<i>answered question</i>			0
<i>skipped question</i>			156

36. Would your curriculum accomodate remote/distance instruction?			
		Response Percent	Response Count
Yes		0.0%	0
No		0.0%	0
Unknown		0.0%	0
<i>answered question</i>			0
<i>skipped question</i>			156

37. What topics are included in your training program?		
	Response Percent	Response Count
Basic Safety (%)	0.0%	0
Introduction to Construction/trade math (%)	0.0%	0
Introduction to hand tools (%)	0.0%	0
Introduction to power tools (%)	0.0%	0
Introduction to blueprint reading (%)	0.0%	0
Basic rigging (%)	0.0%	0
Basic communication skills (%)	0.0%	0
Basic employability skills (%)	0.0%	0
Ethics (%)	0.0%	0
CDL -commercial drivers license(%)	0.0%	0
other	0.0%	0
	answered question	0
	skipped question	156

38. Do you have an existing relationship with any public schools? Please explain.	
	Response Count
	0
	answered question
	0
	skipped question
	156

39. Would your organization recruit and consider accepting current high school graduating seniors, who are taking courses that meet pre-apprenticeship curriculum requirements?			
		Response Percent	Response Count
Yes		0.0%	0
No		0.0%	0
please explain		0.0%	0
Please explain			0
answered question			0
skipped question			156

40. What skills are essential for inclusion in a pre-apprenticeship program? Please separate with a comma or a return.			
		Response Percent	Response Count
Basic Safety (%)		0.0%	0
Introduction to Construction/trade math (%)		0.0%	0
Introduction to hand tools (%)		0.0%	0
Introduction to power tools (%)		0.0%	0
Introduction to blueprint reading (%)		0.0%	0
Basic rigging (%)		0.0%	0
Basic communication skills (%)		0.0%	0
Basic employability skills (%)		0.0%	0
Ethics (%)		0.0%	0
CDL -commercial drivers license(%)		0.0%	0
other		0.0%	0
Other (please specify)			0
answered question			0
skipped question			156

41. Do you have industry certified instructors?, If so, which crafts / fields / disciplines?

		Response Percent	Response Count
Carpenter		0.0%	0
Electrician		0.0%	0
Cement Mason		0.0%	0
Machinist		0.0%	0
Glazier		0.0%	0
Construction laborer		0.0%	0
Carpet layer		0.0%	0
Ironworker		0.0%	0
Plumber		0.0%	0
Sheet Metal worker		0.0%	0
Elevator worker		0.0%	0
Fire Sprinklers		0.0%	0
Instrument Control		0.0%	0
Lineman		0.0%	0
Bricklayer		0.0%	0
Pipefitter		0.0%	0
Auto mechanic		0.0%	0
Heavy equipment operator		0.0%	0
Painter		0.0%	0
Telecommunications / Voice		0.0%	0
Film Technician		0.0%	0
Camera Operator		0.0%	0
Grip		0.0%	0
Post-Production		0.0%	0
Not applicable		0.0%	0

	answered question	0
	skipped question	156

42. Are any of your industry instructors currently associated with community/four year colleges as adjunct instructors?		
	Response Percent	Response Count
Yes	0.0%	0
No	0.0%	0
If yes, list college.		0
	answered question	0
	skipped question	156

43. Would your company be willing to provide pre-apprenticeship education for 16-18 year olds school students in partnership with the Public Education Department (PED) and the Higher Education Department (HED)??		
	Response Percent	Response Count
No	0.0%	0
Yes	0.0%	0
If yes, please comment further.		0
	answered question	0
	skipped question	156






44. If you were to collaborate with the public schools, what kind of support and in-kind assistance would you be able to provide?

		Response Percent	Response Count
lab equipment		0.0%	0
guest lecture/speaker		0.0%	0
field trips		0.0%	0
tutoring		0.0%	0
work-based practicum/job shadowing		0.0%	0
monetary		0.0%	0
other		0.0%	0
Other (please specify)			0
		answered question	0
		skipped question	156

45. Do you have a dedicated training facility?

		Response Percent	Response Count
Yes		0.0%	0
No		0.0%	0
Unknown		0.0%	0
		answered question	0
		skipped question	156





46. Please mark the appropriate descriptors of your training facility.

		Response Percent	Response Count
Classroom		97.7%	42
ITV (interactive television)/distance education		37.2%	16
satellite locations		34.9%	15
applied learning lab (hands on)		58.1%	25
Internet/web based learning activities		44.2%	19
Not applicable		0.0%	0
answered question			43
skipped question			113



47. Please add any additional information about your facility.






	6:00 am	7:00 am	8:00 am	9:00 am	10:00 am	11:00 am	12:00 pm	1:00 pm	2:00 pm	3:00 pm
What times of the day are your facilities currently used?	16.7% (6)	27.8% (10)	58.3% (21)	36.1% (13)	30.6% (11)	30.6% (11)	25.0% (9)	36.1% (13)	38.9% (14)	36.1% (13)
What times would your facilities be free for additional training?	15.8% (3)	26.3% (5)	36.8% (7)	21.1% (4)	21.1% (4)	21.1% (4)	26.3% (5)	15.8% (3)	10.5% (2)	21.1% (4)



48. How many students can your facility handle?

		Response Percent	Response Count
1 - 5		0.0%	0
6 - 10		7.1%	3
11 - 15		23.8%	10
16 - 20		21.4%	9
more than 20		47.6%	20
		<i>answered question</i>	42
		<i>skipped question</i>	114






49. If you are a Principal/CTE director, please list the name and zip code of the high school you are responding for.

		Response Percent	Response Count
Name		100.0%	26
Zip Code		100.0%	26
		<i>answered question</i>	26
		<i>skipped question</i>	130



50. What is your 9-12 enrollment?			Response Percent	Response Count
< 100 students (less than)			21.4%	12
101 to 300 students			23.2%	13
301 to 999 students			23.2%	13
> 1000 students (greater than)			28.6%	16
other (if not 9-12)			3.6%	2
			Other (please specify enrollment)	2
			answered question	56
			skipped question	100

51. Do you have a partnership with an apprenticeable trade?			Response Percent	Response Count
No			69.2%	36
Yes			30.8%	16
			IF YES (please specify program)	14
			answered question	52
			skipped question	104



52. Are you willing to work with any of the following organizations to bring CTE Preapprenticeship training opportunities to your district??

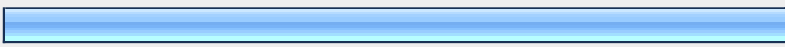



		Response Percent	Response Count
Community College		94.4%	51
Local company		74.1%	40
State based company		66.7%	36
apprenticeship organization		59.3%	32
other		1.9%	1
		Other (please specify)	2
		answered question	54
		skipped question	102








53. If you had the opportunity to deliver a CTE course through distance learning, would you participate?



		Response Percent	Response Count
Yes		89.3%	50
No		10.7%	6
		answered question	56
		skipped question	100













54. Do you currently provide any CTE course through distance learning/interactive television?






		Response Percent	Response Count
No		72.2%	39
Yes		27.8%	15
		If yes, please specify topic and source on separate lines	12
		answered question	54
		skipped question	102










55. Which, if any, of the following distance learning options/equipment do you have?			
		Response Percent	Response Count
Broadband (high speed) internet connection		86.3%	44
ITV (video conferencing technology/interactive television)		64.7%	33
Dedicated distance learning area of the school		33.3%	17
Area for a portable CTE lab for hands on activities		21.6%	11
other options		0.0%	0
	Other (please specify)		2
	answered question		51
	skipped question		105



56. If you are interested in offering skill courses through distance learning, which of the following are your biggest hurdles? (mark all that apply)			
		Response Percent	Response Count
Broadband (high speed) Internet connection		22.0%	9
Student interest		31.7%	13
ITV (interactive video) equipment		29.3%	12
Distance to nearest community college		34.1%	14
Dedicated distance learning area		43.9%	18
Dedicated portable skills area for labs		58.5%	24
other		19.5%	8
	Other (please specify)		11
	answered question		41
	skipped question		115






57. Do you have at least one CTE (Career-Technical Education) course in your school?			
		Response Percent	Response Count
Yes		96.5%	55
No		3.5%	2
		answered question	57
		skipped question	99



58. If you answered yes, which of the following crafts/fields/disciplines do you provide training in?			
		Response Percent	Response Count
Carpentry/Carpenter		47.1%	24
Electrical/Electrician		15.7%	8
Plumbing & Pipefitting		11.8%	6
Plumber		7.8%	4
Sheet Metal Worker		5.9%	3
Ironworker		2.0%	1
Bricklayer		3.9%	2
Millwright		0.0%	0
Lineman		0.0%	0
Drywall Applicator		13.7%	7
Electric Meter Repairer		0.0%	0
Airframe & Power Plant Mechanic		2.0%	1
Cement Masons		7.8%	4
Machinist		0.0%	0
Pump Service		0.0%	0
Automotive mechanic		37.3%	19
Machine shop		2.0%	1

Drafting/blueprint reading		21.6%	11
Electronics		5.9%	3
Welding		64.7%	33
Instrument Mechanic		0.0%	0
Insulator		0.0%	0
Asbestos Worker		0.0%	0
Elevator Constructor		0.0%	0
Air & Hydraulic Balancing Technician		0.0%	0
Glazier		0.0%	0
Construction Craft Laborer		11.8%	6
Plasterer		0.0%	0
Heavy Equipment Operator		0.0%	0
Airplane Mechanic		0.0%	0
Power Plant Mechanic		0.0%	0
Diesel Mechanic		5.9%	3
Painter		0.0%	0
Floor Coverer		0.0%	0
Instrument Control		0.0%	0
Coal Fired Operator		0.0%	0
Power Plant Electrician		0.0%	0
Fuel & Water Analyst		0.0%	0
Chemical Specialist		0.0%	0
Gas Plant Technician - ICE		0.0%	0
Electronic Fabrication Technician		0.0%	0
Mechanical Measurements Technician		0.0%	0
Materials Specialty		0.0%	0
Service & Control Technician		0.0%	0












Tool & Die Maker		0.0%	0
Telecommunications/ Voice		3.9%	2
Video Data		7.8%	4
Health Care (CNA, LPN, phlebotomist)		31.4%	16
Culinary Arts		39.2%	20
Business Management		33.3%	17
Personal Services (Cosmetology, etc)		5.9%	3
Film Technician		5.9%	3
Camera Operators		3.9%	2
Grip		0.0%	0
Post-Production		0.0%	0
Other		21.6%	11
Other (please specify)			15
answered question			51
skipped question			105




59. Do you know if your CTE courses are in a Perkins grant approved program of study?			
		Response Percent	Response Count
No		34.6%	18
Yes		65.4%	34
IF YES (please specify program)			18
answered question			52
skipped question			104


60. If you have a CTE programs, please list which programs are at or near capacity.			
		Response Percent	Response Count
Programs that are at capacity. (separate with commas)		65.7%	23
Programs near capacity.		42.9%	15
Programs that are in danger of cancellation due to low enrollment.		31.4%	11
Programs you would like to add.		42.9%	15
Programs the community would like you to add/maintain.		28.6%	10
		answered question	35
		skipped question	121

61. Do you have an existing partnership with any community/technical college for your high school CTE courses?			
		Response Percent	Response Count
Yes		90.2%	46
No		9.8%	5
		answered question	51
		skipped question	105


























62. If yes, which community / technical college?
















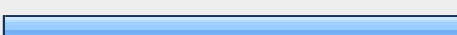


		Response Percent	Response Count
* Albuquerque Barber College		0.0%	0
* Albuquerque Technical Vocational Institute		7.0%	3
* Business Skills Institute-Las Cruces		0.0%	0
Central New Mexico		14.0%	6
* Clovis Community College		4.7%	2
* Crownpoint Institute of Technology		0.0%	0
* De Wolff College Hair Styling and Cosmetology		0.0%	0
* Eastern New Mexico University-Roswell Campus		11.6%	5
* Eastern New Mexico University-Ruidoso		4.7%	2
* Eddy County Beauty College		0.0%	0
* Luna Community College		4.7%	2
* Mesalands Community College		9.3%	4
* New Mexico Junior College		9.3%	4
* New Mexico Military Institute		0.0%	0
* New Mexico State University-Alamogordo		2.3%	1
* New Mexico State University-Carlsbad		7.0%	3
* New Mexico State University-Dona Ana		9.3%	4
* New Mexico State University-Grants		0.0%	0
* Olympian University of Cosmetology		0.0%	0
* Pima Medical Institute		0.0%	0





* San Juan College		9.3%	4
* Santa Fe Community College		0.0%	0
* Southwest Health Career Institute Inc		0.0%	0
* Southwestern Indian Polytechnic Institute		2.3%	1
* Universal Therapeutic Massage Institute		0.0%	0
* University of New Mexico-Gallup Campus		0.0%	0
* University of New Mexico-Los Alamos Campus		0.0%	0
* University of New Mexico-Taos Branch		0.0%	0
* University of New Mexico-Valencia County Branch		4.7%	2
		answered question	43
		skipped question	113














63. If you don't have a CTE course, what are the reasons? (mark all that apply)			
		Response Percent	Response Count
Money		0.0%	0
Enrollment		0.0%	0
Inadequate facilities		0.0%	0
Lack of a qualified instructor		0.0%	0
Distance from a community college		100.0%	1
other		0.0%	0
		Other (please specify)	0
		answered question	1
		skipped question	155

















64. If you do not have any CTE courses, which of the following areas would you develop if you could, for your students?




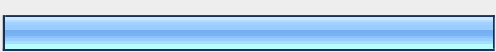

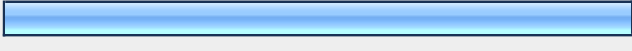






		Response Percent	Response Count
Carpentry/Carpenter		50.0%	1
Electrical/Electrician		50.0%	1
Plumbing & Pipefitting		50.0%	1
Plumber		50.0%	1
Sheet Metal Worker		50.0%	1
Ironworker		50.0%	1
Bricklayer		50.0%	1
Millwright		50.0%	1
Lineman		50.0%	1
Drywall Applicator		50.0%	1
Electric Meter Repairer		50.0%	1
Airframe & Power Plant Mechanic		50.0%	1
Cement Masons		50.0%	1
Machinist		50.0%	1
Pump Service		50.0%	1
Automotive mechanic		50.0%	1
Machine shop		50.0%	1
Drafting/blueprint reading		50.0%	1
Electronics		50.0%	1
Welding		50.0%	1
Instrument Mechanic		50.0%	1
Insulator		50.0%	1
Asbestos Worker		50.0%	1
Elevator Constructor		50.0%	1
Air & Hydraulic Balancing Technician		50.0%	1

Glazier		50.0%	1
Construction Craft Laborer		50.0%	1
Plasterer		50.0%	1
Heavy Equipment Operator		50.0%	1
Airplane Mechanic		50.0%	1
Power Plant Mechanic		50.0%	1
Diesel Mechanic		50.0%	1
Painter		50.0%	1
Floor Coverer		50.0%	1
Instrument Control		50.0%	1
Coal Fired Operator		50.0%	1
Power Plant Electrician		50.0%	1
Fuel & Water Analyst		50.0%	1
Chemical Specialist		0.0%	0
Gas Plant Technician - ICE		0.0%	0
Electronic Fabrication Technician		0.0%	0
Mechanical Measurements Technician		0.0%	0
Materials Specialty		0.0%	0
Service & Control Technician		0.0%	0
Tool & Die Maker		0.0%	0
Telecommunications/ Voice		50.0%	1
Video Data		50.0%	1
Health Care (CNA, LPN, phlebotomist)		50.0%	1
Culinary Arts		100.0%	2
Business Management		0.0%	0
Personal Services (Cosmetology, etc)		50.0%	1

Film Technician		50.0%	1
Camera Operators		50.0%	1
Grip		50.0%	1
Post-Production		50.0%	1
Other		0.0%	0
Other (please specify)			0
answered question			2
skipped question			154

65. Do you have Career-Technical "skill based" training pathways in any of the following crafts / fields / disciplines?			
		Response Percent	Response Count
Carpentry/Carpenter		61.5%	8
Electrical/Electrician		76.9%	10
Plumbing & Pipefitting		46.2%	6
Plumber		53.8%	7
Sheet Metal Worker		15.4%	2
Ironworker		15.4%	2
Bricklayer		0.0%	0
Millwright		7.7%	1
Lineman		0.0%	0
Drywall Applicator		23.1%	3
Electric Meter Repairer		0.0%	0
Airframe & Power Plant Mechanic		23.1%	3
Cement Masons		7.7%	1
Machinist		38.5%	5
Pump Service		0.0%	0
Automotive mechanic		76.9%	10
Machine shop		38.5%	5

Drafting/blueprint reading		61.5%	8
Electronics		38.5%	5
Welding		84.6%	11
Instrument Mechanic		15.4%	2
Insulator		0.0%	0
Asbestos Worker		0.0%	0
Elevator Constructor		0.0%	0
Air & Hydraulic Balancing Technician		7.7%	1
Glazier		0.0%	0
Construction Craft Laborer		38.5%	5
Plasterer		0.0%	0
Heavy Equipment Operator		0.0%	0
Airplane Mechanic		30.8%	4
Power Plant Mechanic		15.4%	2
Diesel Mechanic		23.1%	3
Painter		7.7%	1
Floor Coverer		7.7%	1
Instrument Control		15.4%	2
Coal Fired Operator		0.0%	0
Power Plant Electrician		7.7%	1
Fuel & Water Analyst		0.0%	0
Chemical Specialist		0.0%	0
Gas Plant Technician - ICE		0.0%	0
Electronic Fabrication Technician		15.4%	2
Mechanical Measurements Technician		7.7%	1
Materials Specialty		0.0%	0
Service & Control Technician		7.7%	1

Tool & Die Maker		7.7%	1
Telecommunications/ Voice		15.4%	2
Video Data		38.5%	5
Health Care (CNA, LPN, phlebotomist)		53.8%	7
Culinary Arts		53.8%	7
Business Management		69.2%	9
Personal Services (Cosmetology, etc)		46.2%	6
Film Technician		61.5%	8
Camera Operators		38.5%	5
Grip		38.5%	5
Post-Production		30.8%	4
Other		23.1%	3
		Other (please specify)	6
		answered question	13
		skipped question	143

66. Please identify the three most popular with students.

	#1	#2	#3	Rating Average	Response Count
Carpentry/Carpenter	50.0% (1)	0.0% (0)	50.0% (1)	2.00	2
Electrical/Electrician	40.0% (2)	20.0% (1)	40.0% (2)	2.00	5
Plumbing & Pipefitting	0.0% (0)	100.0% (1)	0.0% (0)	2.00	1
Plumber	0.0% (0)	100.0% (1)	0.0% (0)	2.00	1
Sheet Metal Worker	0.0% (0)	0.0% (0)	100.0% (1)	3.00	1
Ironworker	0.0% (0)	0.0% (0)	0.0% (0)	0.00	0
Bricklayer	0.0% (0)	0.0% (0)	0.0% (0)	0.00	0
Millwright	0.0% (0)	0.0% (0)	0.0% (0)	0.00	0
Lineman	0.0% (0)	0.0% (0)	0.0% (0)	0.00	0
Drywall Applicator	0.0% (0)	0.0% (0)	0.0% (0)	0.00	0
Electric Meter Repairer	0.0% (0)	0.0% (0)	0.0% (0)	0.00	0
Airframe & Power Plant Mechanic	100.0% (1)	0.0% (0)	0.0% (0)	1.00	1
Cement Masons	0.0% (0)	0.0% (0)	0.0% (0)	0.00	0
Machinist	0.0% (0)	100.0% (1)	0.0% (0)	2.00	1
Pump Service	100.0% (1)	0.0% (0)	0.0% (0)	1.00	1
Automotive mechanic	0.0% (0)	75.0% (3)	25.0% (1)	2.25	4
Machine shop	0.0% (0)	100.0% (1)	0.0% (0)	2.00	1
Drafting/blueprint reading	0.0% (0)	100.0% (1)	0.0% (0)	2.00	1
Electronics	0.0% (0)	50.0% (1)	50.0% (1)	2.50	2
Welding	100.0% (4)	0.0% (0)	0.0% (0)	1.00	4
Instrument Mechanic	0.0% (0)	0.0% (0)	0.0% (0)	0.00	0
Insulator	0.0% (0)	0.0% (0)	0.0% (0)	0.00	0
Asbestos Worker	0.0% (0)	0.0% (0)	0.0% (0)	0.00	0
Elevator Constructor	0.0% (0)	0.0% (0)	0.0% (0)	0.00	0
Air & Hydraulic Balancing Technician	0.0% (0)	0.0% (0)	0.0% (0)	0.00	0

Glazier	0.0% (0)	0.0% (0)	0.0% (0)	0.00	0
Construction Craft Laborer	0.0% (0)	0.0% (0)	0.0% (0)	0.00	0
Plasterer	0.0% (0)	0.0% (0)	0.0% (0)	0.00	0
Heavy Equipment Operator	0.0% (0)	0.0% (0)	0.0% (0)	0.00	0
Airplane Mechanic	100.0% (1)	0.0% (0)	0.0% (0)	1.00	1
Power Plant Mechanic	100.0% (1)	0.0% (0)	0.0% (0)	1.00	1
Diesel Mechanic	0.0% (0)	100.0% (1)	0.0% (0)	2.00	1
Painter	0.0% (0)	0.0% (0)	0.0% (0)	0.00	0
Floor Coverer	0.0% (0)	0.0% (0)	0.0% (0)	0.00	0
Instrument Control	0.0% (0)	0.0% (0)	0.0% (0)	0.00	0
Coal Fired Operator	0.0% (0)	0.0% (0)	0.0% (0)	0.00	0
Power Plant Electrician	0.0% (0)	0.0% (0)	0.0% (0)	0.00	0
Fuel & Water Analyst	0.0% (0)	0.0% (0)	0.0% (0)	0.00	0
Chemical Specialist	0.0% (0)	0.0% (0)	0.0% (0)	0.00	0
Gas Plant Technician - ICE	0.0% (0)	0.0% (0)	0.0% (0)	0.00	0
Electronic Fabrication Technician	0.0% (0)	0.0% (0)	100.0% (1)	3.00	1
Mechanical Measurements Technician	0.0% (0)	0.0% (0)	0.0% (0)	0.00	0
Materials Specialty	0.0% (0)	0.0% (0)	0.0% (0)	0.00	0
Service & Control Technician	0.0% (0)	0.0% (0)	0.0% (0)	0.00	0
Tool & Die Maker	0.0% (0)	0.0% (0)	0.0% (0)	0.00	0
Telecommunications/ Voice	100.0% (1)	0.0% (0)	0.0% (0)	1.00	1
Video Data	100.0% (1)	0.0% (0)	0.0% (0)	1.00	1
Health Care (CNA, LPN, phlebotomist)	100.0% (5)	0.0% (0)	0.0% (0)	1.00	5
Culinary Arts	50.0% (1)	50.0% (1)	0.0% (0)	1.50	2
Business Management	33.3% (1)	33.3% (1)	33.3% (1)	2.00	3
Personal Services (Cosmetology, etc)	100.0% (1)	0.0% (0)	0.0% (0)	1.00	1
Film Technician	50.0% (1)	50.0% (1)	0.0% (0)	1.50	2


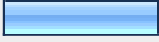





Camera Operators	100.0% (2)	0.0% (0)	0.0% (0)	1.00	2
Grip	100.0% (1)	0.0% (0)	0.0% (0)	1.00	1
Post-Production	100.0% (1)	0.0% (0)	0.0% (0)	1.00	1
Other	0.0% (0)	0.0% (0)	0.0% (0)	0.00	0
Other (please specify)					5
answered question					11
skipped question					145



67. Please identify the three most needed as determined by an advisory committee or labor statistics.					
	#1	#2	#3	Rating Average	Response Count
Carpentry/Carpenter	0.0% (0)	0.0% (0)	100.0% (1)	3.00	1
Electrical/Electrician	40.0% (2)	40.0% (2)	20.0% (1)	1.80	5
Plumbing & Pipefitting	33.3% (1)	33.3% (1)	33.3% (1)	2.00	3
Plumber	50.0% (1)	50.0% (1)	0.0% (0)	1.50	2
Sheet Metal Worker	0.0% (0)	0.0% (0)	0.0% (0)	0.00	0
Ironworker	0.0% (0)	0.0% (0)	0.0% (0)	0.00	0
Bricklayer	0.0% (0)	0.0% (0)	0.0% (0)	0.00	0
Millwright	0.0% (0)	0.0% (0)	0.0% (0)	0.00	0
Lineman	0.0% (0)	0.0% (0)	0.0% (0)	0.00	0
Drywall Applicator	0.0% (0)	0.0% (0)	0.0% (0)	0.00	0
Electric Meter Repairer	0.0% (0)	0.0% (0)	0.0% (0)	0.00	0
Airframe & Power Plant Mechanic	100.0% (1)	0.0% (0)	0.0% (0)	1.00	1
Cement Masons	0.0% (0)	0.0% (0)	0.0% (0)	0.00	0
Machinist	50.0% (1)	50.0% (1)	0.0% (0)	1.50	2
Pump Service	0.0% (0)	0.0% (0)	0.0% (0)	0.00	0
Automotive mechanic	0.0% (0)	75.0% (3)	25.0% (1)	2.25	4
Machine shop	0.0% (0)	0.0% (0)	0.0% (0)	0.00	0


Drafting/blueprint reading	0.0% (0)	100.0% (1)	0.0% (0)	2.00	1
Electronics	0.0% (0)	0.0% (0)	0.0% (0)	0.00	0
Welding	50.0% (1)	50.0% (1)	0.0% (0)	1.50	2
Instrument Mechanic	0.0% (0)	0.0% (0)	0.0% (0)	0.00	0
Insulator	0.0% (0)	0.0% (0)	0.0% (0)	0.00	0
Asbestos Worker	0.0% (0)	0.0% (0)	0.0% (0)	0.00	0
Elevator Constructor	0.0% (0)	0.0% (0)	0.0% (0)	0.00	0
Air & Hydraulic Balancing Technician	0.0% (0)	0.0% (0)	0.0% (0)	0.00	0
Glazier	0.0% (0)	0.0% (0)	0.0% (0)	0.00	0
Construction Craft Laborer	0.0% (0)	100.0% (2)	0.0% (0)	2.00	2
Plasterer	0.0% (0)	0.0% (0)	0.0% (0)	0.00	0
Heavy Equipment Operator	100.0% (1)	0.0% (0)	0.0% (0)	1.00	1
Airplane Mechanic	100.0% (1)	0.0% (0)	0.0% (0)	1.00	1
Power Plant Mechanic	100.0% (1)	0.0% (0)	0.0% (0)	1.00	1
Diesel Mechanic	50.0% (1)	50.0% (1)	0.0% (0)	1.50	2
Painter	0.0% (0)	0.0% (0)	0.0% (0)	0.00	0
Floor Coverer	0.0% (0)	0.0% (0)	0.0% (0)	0.00	0
Instrument Control	0.0% (0)	0.0% (0)	0.0% (0)	0.00	0
Coal Fired Operator	0.0% (0)	0.0% (0)	0.0% (0)	0.00	0
Power Plant Electrician	100.0% (1)	0.0% (0)	0.0% (0)	1.00	1
Fuel & Water Analyst	100.0% (1)	0.0% (0)	0.0% (0)	1.00	1
Chemical Specialist	0.0% (0)	0.0% (0)	0.0% (0)	0.00	0
Gas Plant Technician - ICE	0.0% (0)	100.0% (1)	0.0% (0)	2.00	1
Electronic Fabrication Technician	0.0% (0)	0.0% (0)	0.0% (0)	0.00	0
Mechanical Measurements Technician	0.0% (0)	0.0% (0)	100.0% (1)	3.00	1
Materials Specialty	0.0% (0)	0.0% (0)	0.0% (0)	0.00	0
Service & Control Technician	0.0% (0)	0.0% (0)	0.0% (0)	0.00	0
Tool & Die Maker	0.0% (0)	0.0% (0)	0.0% (0)	0.00	0









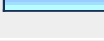
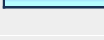








Telecommunications/ Voice	0.0% (0)	0.0% (0)	0.0% (0)	0.00	0
Video Data	100.0% (1)	0.0% (0)	0.0% (0)	1.00	1
Health Care (CNA, LPN, phlebotomist)	100.0% (4)	0.0% (0)	0.0% (0)	1.00	4
Culinary Arts	50.0% (1)	0.0% (0)	50.0% (1)	2.00	2
Business Management	0.0% (0)	100.0% (1)	0.0% (0)	2.00	1
Personal Services (Cosmetology, etc)	0.0% (0)	0.0% (0)	100.0% (1)	3.00	1
Film Technician	50.0% (1)	0.0% (0)	50.0% (1)	2.00	2
Camera Operators	100.0% (1)	0.0% (0)	0.0% (0)	1.00	1
Grip	100.0% (1)	0.0% (0)	0.0% (0)	1.00	1
Post-Production	100.0% (1)	0.0% (0)	0.0% (0)	1.00	1
Other	100.0% (2)	0.0% (0)	0.0% (0)	1.00	2
Other (please specify)					5
<i>answered question</i>					12
<i>skipped question</i>					144

68. Do you have difficulty with student job placement in any of the following areas?






		Response Percent	Response Count
Carpentry/Carpenter		50.0%	3
Electrical/Electrician		0.0%	0
Plumbing & Pipefitting		0.0%	0
Plumber		0.0%	0
Sheet Metal Worker		16.7%	1
Ironworker		0.0%	0
Bricklayer		0.0%	0
Millwright		0.0%	0
Lineman		0.0%	0
Drywall Applicator		0.0%	0
Electric Meter Repairer		0.0%	0
Airframe & Power Plant Mechanic		0.0%	0
Cement Masons		0.0%	0
Machinist		0.0%	0
Pump Service		16.7%	1
Automotive mechanic		0.0%	0
Machine shop		16.7%	1
Drafting/blueprint reading		16.7%	1
Electronics		33.3%	2
Welding		16.7%	1
Instrument Mechanic		0.0%	0
Insulator		0.0%	0
Asbestos Worker		0.0%	0
Elevator Constructor		0.0%	0
Air & Hydraulic Balancing Technician		0.0%	0



Glazier		0.0%	0
Construction Craft Laborer		0.0%	0
Plasterer		0.0%	0
Heavy Equipment Operator		0.0%	0
Airplane Mechanic		0.0%	0
Power Plant Mechanic		0.0%	0
Diesel Mechanic		0.0%	0
Painter		0.0%	0
Floor Coverer		0.0%	0
Instrument Control		0.0%	0
Coal Fired Operator		0.0%	0
Power Plant Electrician		0.0%	0
Fuel & Water Analyst		0.0%	0
Chemical Specialist		0.0%	0
Gas Plant Technician - ICE		0.0%	0
Electronic Fabrication Technician		0.0%	0
Mechanical Measurements Technician		0.0%	0
Materials Specialty		0.0%	0
Service & Control Technician		0.0%	0
Tool & Die Maker		0.0%	0
Telecommunications/ Voice		0.0%	0
Video Data		0.0%	0
Health Care (CNA, LPN, phlebotomist)		0.0%	0
Culinary Arts		16.7%	1
Business Management		16.7%	1
Personal Services (Cosmetology, etc)		0.0%	0
Film Technician		0.0%	0


Camera Operators		0.0%	0
Grip		0.0%	0
Post-Production		0.0%	0
Other		33.3%	2
answered question			6
skipped question			150

69. Which of the following crafts/fields/disciplines do you have difficulty identifying appropriate qualified faculty?			
		Response Percent	Response Count
Carpentry/Carpenter		22.2%	2
Electrical/Electrician		66.7%	6
Plumbing & Pipefitting		66.7%	6
Plumber		33.3%	3
Sheet Metal Worker		11.1%	1
Ironworker		11.1%	1
Bricklayer		11.1%	1
Millwright		11.1%	1
Lineman		11.1%	1
Drywall Applicator		11.1%	1
Electric Meter Repairer		22.2%	2
Airframe & Power Plant Mechanic		11.1%	1
Cement Masons		11.1%	1
Machinist		22.2%	2
Pump Service		22.2%	2
Automotive mechanic		33.3%	3
Machine shop		11.1%	1
Drafting/blueprint reading		11.1%	1



Electronics		11.1%	1
Welding		44.4%	4
Instrument Mechanic		11.1%	1
Insulator		11.1%	1
Asbestos Worker		11.1%	1
Elevator Constructor		0.0%	0
Air & Hydraulic Balancing Technician		0.0%	0
Glazier		0.0%	0
Construction Craft Laborer		11.1%	1
Plasterer		11.1%	1
Heavy Equipment Operator		11.1%	1
Airplane Mechanic		0.0%	0
Power Plant Mechanic		0.0%	0
Diesel Mechanic		11.1%	1
Painter		0.0%	0
Floor Coverer		0.0%	0
Instrument Control		0.0%	0
Coal Fired Operator		0.0%	0
Power Plant Electrician		0.0%	0
Fuel & Water Analyst		0.0%	0
Chemical Specialist		0.0%	0
Gas Plant Technician - ICE		11.1%	1
Electronic Fabrication Technician		0.0%	0
Mechanical Measurements Technician		22.2%	2
Materials Specialty		0.0%	0
Service & Control Technician		0.0%	0
Tool & Die Maker		0.0%	0

Telecommunications/ Voice		0.0%	0
Video Data		11.1%	1
Health Care (CNA, LPN, phlebotomist)		44.4%	4
Culinary Arts		0.0%	0
Business Management		11.1%	1
Personal Services (Cosmetology, etc)		11.1%	1
Film Technician		0.0%	0
Camera Operators		0.0%	0
Grip		0.0%	0
Post-Production		0.0%	0
Other		22.2%	2
	Other (please specify)		5
	answered question		9
	skipped question		147



70. Do you have difficulty retaining qualified faculty?			
		Response Percent	Response Count
Yes		23.1%	3
No		76.9%	10
	answered question		13
	skipped question		143

71. Do you recognize industry experts expertise as qualified adjunct faculty?				
			Response Percent	Response Count
Yes		100.0%	13	
No		0.0%	0	
			answered question	13
			skipped question	143



72. What are your qualifications for allowing industry experts to be identified as faculty?				
			Response Percent	Response Count
Industry certification		92.3%	12	
Associates Degree		46.2%	6	
4 year degree		23.1%	3	
Years of experience		61.5%	8	
			if years of experience, indicate number	5
			answered question	13
			skipped question	143

73. Do you have an active industry/economic development alliance?				
			Response Percent	Response Count
No		38.5%	5	
Yes		61.5%	8	
			If yes, please specify contact name, industry	6
			answered question	13
			skipped question	143

74. Would you be willing to partner with industry and / or secondary institutions to create pre-apprenticeship opportunities for students?

		Response Percent	Response Count
Yes		91.7%	11
No		8.3%	1
other		0.0%	0
Other (please explain)			1
answered question			12
skipped question			144

75. Do you have available training facilities you would be willing to share?

		Response Percent	Response Count
Yes		71.4%	10
No		28.6%	4
answered question			14
skipped question			142