


Student Assessment Accommodations Manual



New Mexico Public Education Department

AUGUST 19, 2011

Table of Contents

PREFACE	3
Purpose of the Accommodations Manual	3
Key Elements in Accommodation Policy and Procedures in 2011-2012	3
Acknowledgements	4
THE NEW MEXICO STATEWIDE ASSESSMENT PROGRAM	5
New Mexico Standards Based Assessment	5
Standards Based Assessment/High School Graduation Assessment	5
New Mexico Alternate Performance Assessment	5
Purpose	6
Making NMAPA Tasks Accessible	6
Allowable NMAPA Accommodations	7
New Mexico High School Competency Exam	7
ACCESS for ELLs Assessment	7
Short Cycle Assessments and the DIBELS	8
LAWS AND REGULATIONS ON INCLUSION IN STUDENT ASSESSMENTS	9
General Overview	9
ELEMENTARY AND SECONDARY EDUCATION ACT	9
Individuals with Disabilities Education Improvement Act of 2004 (IDEA)	10
Section 504 of the Rehabilitation Act of 1973	11
TEST ADMINISTRATION PRACTICES, MODIFICATIONS, AND ACCOMMODATIONS	12
Test Administration Practices	12
Modifications	13
Accommodations	15
Who Should Select Assessment Accommodations?	17
How Should Assessment Accommodations Be Documented?	18
Quick Reference List of Assessment Accommodations	19
Accommodations for Students on a 504 Plan	20
Accommodations for Students with Disabilities	20
Selecting Accommodations	21
Documenting Accommodations in the IEP and on the Biogrid	23
Accommodations for Recently Injured or Moved Students	23
SWD or 504 Plan Presentation Accommodation	24
Transcribing Answers	41
SBA Requirements for ELLs	42
Exemption from SBA in Reading for Students Enrolled in First Year in U.S. Schools	42
SBA Testing Options for ELL Students	42
Testing Students Enrolled Fewer Than 3 Years in U.S. Schools	42
Language Waiver for Students Enrolled More Than 3 Years in U.S. Schools	42
Accommodations for English Language Learners	43
English Language Learner Accommodations	45
Accommodations for ELLs with Disabilities	55
APPENDICES	57
APPENDIX A	58
References on Accommodations for Students with Disabilities	59
APPENDIX B	61
References on Accommodations for English Language Learners	62
APPENDIX C	64
Scribing Directions	65
APPENDIX D	67
Allowable NMAPA Accommodations	68

Preface

Purpose of the Accommodations Manual

The *Student Assessment Accommodations Manual* provides information to district and school staff, including Individualized Education Program (IEP) teams, Student Assistance Teams (SAT), ELL Teams and Language Assessment Teams (LAT); and Test Coordinators and Test Administrators in selecting, administering, monitoring and evaluating the use of accommodations for the Standards Based Assessment, New Mexico High School Competency Exam, New Mexico Alternate Performance Assessment, DIBELS, and short-cycle assessments. The information in this manual is applicable to students requiring test administration practices or assessment accommodations, including general education students, students receiving special education services, students with 504 plans, and English Language Learners (ELLs). School and district personnel should become thoroughly familiar with the content of this manual to ensure that students receive appropriate and effective accommodations during testing.

Key Elements in Accommodation Policy and Procedures in 2011-2012

A number of important policy changes are presented in this edition of the Accommodations Manual, including:

1. Coded accommodations are allowable only for students on IEPs, 504 Plans or current ELL status.
2. All students are eligible for Test Administration Practices.
3. Accommodation Code numbers are new.
4. Scribing directions are included in the Appendices (C).
5. An assignment of unique Biogrid Codes for each accommodation is new.

Acknowledgements

The PED recognizes the valuable contributions of the ELL Accommodations Taskforce, a statewide panel of bilingual education directors and the SWD Accommodations Taskforce, a statewide panel of special education directors for reviewing and substantially revising New Mexico's assessment accommodations policy. The PED expresses special appreciation to Dr. Charlene Rivera for recommending *the Guide for Refining State Assessment Policies and Accommodating English Language Learners*, which she coauthored, and to Dr. Jamal Abedi for recommending research resources, many which he coauthored, to guide our revisions. The PED also appreciates the thoughtful review of this Manual by Dr. Martha Thurlow, Dr. Laurene Christensen, and New Mexico Technical Advisory Committee members Dr. Jamal Abedi, Dr. Chris Domaleski, Dr. Wayne Neuberger, Dr. Charlene Rivera, and Dr. William Schafer.

Taskforce Members for English Language Learners and Students with Disabilities

Gayle Barfoot	Bilingual Education Director	Farmington Municipal Schools
Irma Brijalba	Special Education – Pre-School Teacher	Hobbs Municipal Schools
Michael Chavez	Director of ESL/Bilingual Education	Deming Public Schools
Dr. Tom Dauphinee	Interim Supervisor, Assessment & Accountability Division	Public Education Department
Lillian Griego	Special Education Director	Mesa Vista Consolidated Schools
Dr. Gladys Herrera-Gurule	Chief, Bilingual Education Bureau	Public Education Department
James Johns	Special Education Director	Hobbs Municipal Schools
Dr. Analee Maestas	Executive Director	La Promesa Early Learning Center
Carmen Moffett	Director, NCLB Consolidated Programs	Gallup-McKinley County Schools
Bill Nichols	Coordinator, Services for Exceptional Students	Gallup-McKinley County Schools
Jerry Reeder	Executive Director, Special Services	Rio Rancho Public Schools
Mary Reeves	Special Education Director	Gallup-McKinley Public Schools
Robert R. Romero	Acting Director of Assessments, Assessment & Evaluation Bureau	Public Education Department
Lynne Rosen	Director, Language and Cultural Equity	Albuquerque Public Schools
Dr. Isara Sarangarm	Director of ESL/Bilingual Education	Roswell Independent School District
Stephanie Sena	Special Education – Instructional Support	Public Education Department
Mona Sherrell	Instructional Manager	Albuquerque Public Schools

The New Mexico Statewide Assessment Program

New Mexico Standards Based Assessment

The New Mexico Standards Based Assessment (SBA) measures a student's mastery of the State Content Standards and Benchmarks. It is administered annually in the spring to grades 3-8 and 11.

Subtests	Grade Levels Assessed						
Reading	3	4	5	6	7	8	11
Mathematics	3	4	5	6	7	8	11
Science		4			7		11
Writing	3		5			8	

Standards Based Assessment/High School Graduation Assessment

In the spring of 2012 Juniors will take the SBA as usual and it will count for AYP and graduation.

New Mexico Alternate Performance Assessment

The 1997 reauthorization of the Individuals with Disabilities Education Act (IDEA) established a legal requirement to include students with disabilities in general state-wide and district-wide assessment programs with appropriate accommodations and modifications in administration, if necessary. Further, IDEA 1997 included a requirement for states to develop alternate assessments and guidelines for participation in alternate assessments for the small percentage of students whose disabilities preclude them from participation in the general assessments, even with accommodations. The purpose of these amendments to IDEA was to emphasize the need to improve educational outcomes for students with disabilities.

IDEA 2004 establishes some additional expectations. Section 612 (d)(1)(A)(vi)(bb)(AA)-(BB) of IDEA 2004 now requires each individualized education program (IEP) to include a "statement of why the child cannot participate in the regular assessment, and the particular assessment selected is appropriate for the child." IEP teams must use the 2009–2010 Addendum for Determining Eligibility for the New Mexico Alternate Assessment to address this question. The participation criteria for the NMAPA have become the rule in the state of New Mexico. Sections 6.31.2.11(E)(3)(a)-(c) of the New Mexico Administrative Code now require that IEP teams

"agree and document that the student is eligible for participation in an alternate assessment according to the following criteria: (a) the student's past and present levels of performance in multiple settings (i.e., home, school, community) indicate that a significant cognitive disability is present; (b) the student needs intensive, pervasive, or extensive levels of support in school, home, and community settings; and (c) the student's current cognitive and adaptive skills and performance levels require direct instruction to accomplish the acquisition, maintenance, and generalization of skills in multiple settings (home, school, community)."

The reauthorization of the Elementary and Secondary Education Act, known as No Child Left Behind (NCLB), expands the requirements of IDEA. NCLB contains specific language with regard to accountability, measurement of adequate yearly progress (AYP), and inclusion of students with disabilities in state assessment and accountability programs. NCLB also requires that parents be informed of the potential consequences, such as potential limitations on post-secondary opportunities, for their child if he or she is being assessed against alternate achievement standards.

Purpose

The purpose of the NMAPA is to maximize access to the general education curriculum for students with significant cognitive disabilities, ensure that all students with disabilities are included in New Mexico's statewide assessment and accountability programs, and direct instruction in the classroom by providing important pedagogical expectations and data that guide classroom decisions. The NMAPA is only for those students with documented significant cognitive disabilities and adaptive behavior deficits who require extensive support across multiple settings (such as home, school, and community).

The NMAPA is designed to measure the performance of a small subpopulation of students with significant cognitive disabilities against the New Mexico Expanded Grade Band Expectations (EGBEs). The test was designed to assist educators, parents, and related service providers with determining the level of academic skill the students have attained up to the point of assessment.

Making NMAPA Tasks Accessible

The NMAPA is designed for students who have significant cognitive disabilities and are identified through the IEP process as eligible to participate in an alternate assessment. Because of the diversity of this population of students, TAs may need to adapt the materials and provide a variety of response options.

Guidelines for Selecting TA-Provided Materials

Guidelines for selecting TA-provided materials include the following:

- Materials that TAs are required to provide or that TAs substitute for pictures or other response options must be similar in size, shape, and color so that the constructs to be assessed are not confused. For example, if the TA provides a cup, it should be the same size as the other materials and of a neutral color. One item should not be more interesting or engaging than another.
- TA-provided materials must be age- and grade-appropriate.
- TAs may substitute picture symbols that are familiar to the student as long as the substituted symbol does not change the construct being tested. For example, if the concept is related to content vocabulary, such as "subtract," it would not be appropriate to substitute a term such as "take away." The yes/no response card that a student is most

familiar with may be substituted for the yes/no cards included with the task.

- TAs may adapt picture symbols and other response options by adding Braille words, letters, or numbers to them or by substituting objects for pictures and picture symbols as long as the substitution does not change the construct being assessed.
- It is appropriate to use toys or other objects to represent something only if the student understands symbol use. When using toy objects to represent a picture or real object, be sure to clarify that it is a toy or “pretend” item.

Allowable NMAPA Accommodations

Accommodations are tools and procedures in the areas of presentation, response, timing and scheduling, and setting that provide equitable instructional and assessment access for students with disabilities. Accommodations are intended to *mediate* the effects of a student's disability; they are *not* intended to reduce learning expectations. The NMAPA in itself is a major accommodation and accommodations for certain disabilities are integrated into the assessment. Please refer to Appendix D of this document for specific information about NMAPA accommodations.

New Mexico High School Competency Exam

The New Mexico High School Competency Exam (NMHSCE) has been phased-out and students who were seniors in 2010-2011 were the last cohort to take this assessment as a graduation assessment. Students who have not passed all subtests may take this assessment for 5 years after leaving high school.

ACCESS for ELLs Assessment

The ACCESS for ELLs assessment is a secure assessment that is given annually to ELL students. It provides educators and parents information about the English language proficiency level in the skill areas of Listening, Speaking, Reading, and Writing. A web-based tool for selecting accommodations for the ACCESS for ELLs assessment can be viewed at the WIDA website:

<http://www.wida.us/assessment/ACCESS/accommodations.aspx>

Grade spans assessed by ACCESS for ELLs are indicated below.

ACCESS for ELLs Grade Spans
K
1-2
3-5
6-8
9-12

Short Cycle Assessments and the DIBELS

Students on IEPs and ELLs should be provided accommodations for short-cycle assessments (SCAs) and the Dynamic Indicators of Basic Early Literacy Skills (DIBELS) according to individual needs. Schools and districts should consult SCA test vendors to select appropriate accommodations from those that are available. Curriculum Based Assessments may be administered as a substitution for native language or Braille versions when none are available from SCA vendors.

Laws and Regulations on Inclusion in Student Assessments

General Overview

Federal and state laws require that all students participate in certain tests in the New Mexico Statewide Assessment Program, depending on the assessment and the student's instructional program. This section reviews those requirements to ensure that appropriate and effective accommodations enable students to demonstrate their academic achievement.

ELEMENTARY AND SECONDARY EDUCATION ACT

Educating all students to high standards is the primary purpose of state assessment system requirements. Assessment systems must meet a set of "inclusion" requirements. Section 1111 (b) (3) (F) of Title I, affirms that State assessments shall provide for:

- the participation in such assessments of all students;
- the reasonable adaptations and accommodations for students with diverse learning needs, necessary to measure the achievement of such students relative to State content standards; and
- the inclusion of limited English proficient students who shall be assessed, to the extent practicable, in the language and form most likely to yield accurate and reliable information on what such students know and can do, to determine such students' mastery of skills in subjects other than English.

The following four points must be present to meet the compliance requirement under Title I:

- *State policies must guarantee that each LEP student is included in the State assessment system.* The definition of the full academic year exemption is stated in Section 1111(b)(3)(G). A fundamental requirement of 1111(b)(5) is that each State must include all LEP students in the grades being assessed. Section 1111(b)(3)(F) requires States to assess LEP students to the extent practicable in the language and form most likely to yield valid results. States may assess an LEP student in English with or without accommodation based upon the student's level of English proficiency such that the standard assessment would yield valid results.
- *"Each State must have a comprehensive policy governing the use of testing accommodations."* States have the flexibility in selecting appropriate accommodation(s) based upon the needs of the individual student.
- *For students with disabilities who's IEP or Section 504 placement teams have determined that the standard state assessment would not appropriately show what those students know and are able to do, each State must have a Statewide alternate assessment system or a comprehensive State policy governing locally developed alternate assessments.*
- *Each State must include in its accountability system all students in the grades being assessed.*
- Title III of the Elementary and Secondary Education Act (ESEA, reauthorized as the No Child Left Behind Act of 2001) provides for

federal grant money to state education agencies for the purposes of helping to ensure that limited English proficient children "develop high levels of academic attainment in English, and meet the same challenging State academic content and student academic achievement standards as all children are expected to meet" (ESEA §3102 (1)).

Individuals with Disabilities Education Improvement Act of 2004 (IDEA)

The Individuals with Disabilities Education Act (IDEA) Part B regulations governs the provision of services to students with disabilities. State Education Agencies, school districts and charter schools are provided federal funding to implement and develop special education programs and appropriate individualized education programs to students who qualify under the 13 categories of disabilities as defined by IDEA (B) regulations. IDEA (B) regulations include guidance that specifically addresses participation and access to state and district wide assessments with accommodations for students with disabilities when appropriate. These guidelines are to ensure that school districts and charter schools provide students with disabilities the same opportunities for participation and access to the general education curriculum as their peers. The IEP should include a statement of the required accommodations that the IEP team recommends to measure the academic achievement and functional performance of a student. If the IEP team determines that an alternate assessment is appropriate, a statement must be provided describing the reasons for recommending the alternate assessment. The form for Determining Eligibility for the New Mexico Alternate Performance Assessment (NMAPA) is in the New Mexico Statewide Assessment Program Procedures Manual that is online at:

<http://www.ped.state.nm.us/AssessmentAccountability/AssessmentEvaluation/index.html>

Eligibility criteria for the New Mexico Alternate Performance Assessment (NMAPA) are specified in State regulation NMAC 6.31.2.11(E)(3)(a)-(c).

Eligibility for the NMAPA must be documented with multiple sources to demonstrate that a student's:

1. Past and present performance in multiple settings (i.e., home, school, community) indicate that a significant cognitive disability is present;
2. Need is for intensive, pervasive, or extensive levels of support in school, home, and community settings;
3. Current cognitive and adaptive skills and performance levels require direct instruction to accomplish the acquisition, maintenance, and generalization of skills in multiple settings (home, school, community);
4. Evidence regarding the above criteria indicate to the IEP team that a student "cannot participate in the regular assessment; and, the particular [alternate] assessment is appropriate for the child." (Based on Section 612 (d) (1) (A) (VI) (bb) (AA)-(BB), IDEA 2004.).

Section 504 of the Rehabilitation Act of 1973

Section 504 is a federal civil rights law under the Rehabilitation Act of 1973. Students in public schools, including charter schools, and private schools that receive direct or indirect federal funding are protected by Section 504, which prohibits discrimination on the basis of disability. Section 504 is designed to provide equitable access for students through a Section 504 Accommodation Plan. Section 504 provides a service option available to students with disabilities who have been evaluated and meet eligibility criteria. An eligibility evaluation must show that a student has a mental or physical impairment that substantially limits one or more major life activities. The student with a 504 plan can participate in the SBA in one of two ways. If a student:

1. Does not require accommodations for instruction, they can take the SBA without accommodations;
2. Requires accommodations for instruction they can take the SBA with accommodations.

The Student Assistance Team (SAT) initiates a student evaluation for a Section 504 Plan. Section 504 Plans is considered a Tier 2 intervention within New Mexico's Response to Intervention (RtI) framework.

Please follow the link to:

<http://www.ped.state.nm.us/RtI/dl10/Section504.pdf>

The 504 team makes the decision regarding the accommodations that a student may need during the SBA.

Test Administration Practices, Modifications, and Accommodations

Alterations of assessment administration procedures are grouped into three major classifications; test administration practices, assessment accommodations, and modifications. There are important distinctions separating alterations that are allowed from those that are not and those that can be administered to any student from those that are selected to overcome a specific disability or language barrier.

Test Administration Practices

Test administration practices are allowable changes in routine administration procedures that can be provided to any student without stipulating a specific disability or language barrier. Test administration practices give necessary assistance so a student can successfully complete the assessment, and they do so without “giving away” an answer to a test item. Test administration practices should be recorded in a student’s IEP, 504 Plan, SAT Plan, or instruction plan. However, they do not have assigned codes and they should not be recorded on the test Biogrid. It is a best practice to provide test administration practices that are familiar to the student.

Test Administration Practices (Allowable for All Students)

- Additional time between sessions
- Extended administration time (longer than typical for untimed test)
- Face student during test administration
- Group students by testing accommodation
- Multiple and frequent breaks
- Preferential seating
- Read aloud test directions
- Schedule additional time between sessions
- Test individually
- Test in location with minimal distraction
- Test in small group (group size depends on students’ needs and accommodation administration requirements)
- Place markers
- Visual, verbal, or tactile reminders to stay on task.

Modifications

Modifications are changes in testing procedures that also change what is measured and generally give an unfair advantage to a student. Test scores for modifications are invalidated. Therefore all modifications are prohibited. A number of modifications are listed in the table below. A modification has occurred for example, when a test administrator reads aloud the reading assessment or provides multiplication tables on the math assessment. Sometimes a modification is quite subtle, such as an item paraphrase that indirectly "gives away" an answer.

If a modified administration is suspected, the test administrator must immediately inform the School Test Coordinator, who must then inform the District Test Coordinator. An investigation should be conducted by the District Test Coordinator. Modifications should be reported to the PED's Assessment and Accountability Division within three (3) days of the incident (6.10.7, NMAC) using the form posted on the PED website:

[Test Irregularity Reporting Form](#)

If a modification occurred, the test completion code for Non-Allowed Modification must be marked on the Biogrid. The student's assessment will be assigned "No Score" for state, district, and school test reports. Such a determination will adversely affect a school and district's AYP results.

Modifications (All Are Prohibited)

ALL CONTENT AREAS	
Presentation	Response
<ul style="list-style-type: none"> Paraphrase or interpret test directions, test items, and/or answer options.* Restate an item using more familiar vocabulary. Define unknown vocabulary. Spell a word. Translate a word or any part of the assessment. 	<ul style="list-style-type: none"> Dictionary containing word definitions
READING	
Presentation	Response
<ul style="list-style-type: none"> Read aloud test items and/or answer options. Communication devices (e.g., text to speech converter) to read test directions, test items, and/or answer options. 	<ul style="list-style-type: none"> Assistive technology without turning off voice output
MATH	
Presentation	Response
<ul style="list-style-type: none"> Arithmetic tables 	<ul style="list-style-type: none"> Share calculators in the same session Share calculators that have not been cleared between sessions Calculators in grades 3-7 (SBA) Calculators with QWERTY keyboard, attached electronic pen; printing attachment; ability to communicate with other devices; distracting sound effects; raised screen, and attached cord Using calculators in prohibited sessions (NMHSCE)

Accommodations

Accommodations are allowable only for students on IEPs, 504 Plans and ELL Plans. The purpose of providing appropriate accommodations is to compensate for a disability or a language barrier so that the student can demonstrate his/her academic achievement. Use of accommodations should not give the student an unfair advantage over his/her classmates.

Accommodations should be utilized consistently in the classroom setting before they are utilized during assessment. For daily instruction support is not limited to assessment accommodations. In addition to these, other accommodations and educational strategies should be implemented to make the curriculum accessible to the student.

Assessment accommodations are allowable changes in assessment administration that help a student access the content of the assessment without giving undue assistance. In most cases, assessment accommodations enable students to overcome a language barrier or a disability. An allowable assessment accommodation does not alter the concept being measured. Separate sections of this Accommodations Manual describe an array of allowable accommodations for students receiving special education services, students with 504 plans, English Language Learners (ELLs), and ELLs with disabilities. The following guidelines are applicable to the selection of all assessment accommodations.

Guidelines for Selecting Appropriate Accommodations	
DO familiarize yourself with all allowable accommodations for instruction and assessment.	DON'T select accommodations based on what is most convenient for administration
DO determine in advance which instruction and assessment accommodations are used by the student.	DON'T assume that all instructional accommodations can be used for assessment.
DO refer to information in this Manual and carefully consider possible adverse impact of inappropriate selections.	DON'T select every accommodation possible just to be "safe".
DO select accommodations that meet a student's unique needs	DON'T justify use of an accommodation by simply considering it is "appropriate" or "necessary".

<p>DO document instructional and assessment accommodations in an IEP, 504 Plan (SWD); Document accommodations for ELL students in Student Assistance Team records, Language Assessment Team records, or other instruction plans.</p>	<p>DON'T use an accommodation that has not been documented in an IEP, 504 Plan, Student Assistance Team record, Language Assessment Team record or is uncomfortable to the student due to insufficient experience.</p>
<p>DO specify in an LAT or SAT plan the “where, when, who, and how” assessment accommodations will be provided.</p>	<p>DON'T presume that the same accommodations will be appropriate for student year after year.</p>
<p>DO seek input about accommodations from administrators, general educators, parents, and students, before selection.</p>	<p>DON'T make decisions about instructional and assessment accommodations alone.</p>
<p>DO provide allowable accommodations for assessments that are routinely used for classroom instruction.</p>	<p>DON'T administer an assessment accommodation for the first time on the day of the test.</p>
<p>DO consider that a student may receive more than one accommodation.</p>	<p>DON'T presume that certain accommodations are appropriate for every student.</p>
<p>DO consider the impact that an accommodation has on instructional expectations</p>	<p>DON'T select accommodations that are unrelated to a student’s learning needs or are intended to give students an unfair advantage.</p>

Who Should Select Assessment Accommodations?

The education team, including the teacher who is primarily responsible for instruction in the content area being assessed, determines which accommodations a student may receive. A student with an IEP should receive the allowable accommodations in their IEP. A student with a 504 Plan should receive the allowable accommodations in their 504 Accommodations Plan. If a student has an IEP, the IEP team, comprised of a general educator, special educator (for students with specific learning disabilities), specialist, parents, and student (when appropriate), should select assessment accommodations.

The decision about appropriate accommodations for an ELL student should be made by the Student Assistance Team (SAT), the ELL Team or the Language Assessment Team (LAT). Each school must appoint knowledgeable school personnel to the SAT or LAT to ensure that testing procedures comply with Federal and State requirements. Personnel designated to serve on the school team consist of: (1) an endorsed teacher, (2) the Bilingual Education Program coordinator, (3) the student's other classroom teacher(s), (4) test administrators/coordinators, (5) principal/counselor, (6) parent (when appropriate), and (7) student (when appropriate).

An allowable accommodation should have been used in daily instruction for a sufficient period of time prior to testing for a student to become comfortable with it. Using an accommodation during assessment that is not used during instruction might be detrimental to the student's performance on the assessment.

Accommodations are selected on a case-by-case basis. Therefore, it is not allowable to indiscriminately administer an accommodation because it is typically administered to a group of students. Please note that decisions about selecting and using accommodations should be shared with a student's teachers as well as a student's parents/guardians.

How Should Assessment Accommodations Be Documented?

Allowable accommodations should be recorded on a student's Biogrid on the test booklet (grade 3) or on the answer document (grades 4 and above) using the codes provided in this Manual. If a prohibited modification is administered, the test completion code for a Modification must be recorded on the Biogrid. This important information is used to evaluate the effectiveness and appropriateness of accommodations, and it is reported to State and federal agencies.

If a student requires an accommodation that is not described in this manual, the school district should submit a request for the accommodation prior to the administration of the test. The request should be submitted to the Assistant Secretary of Assessment and Accountability using the Non-Approved Accommodations Request Form available under the Forms heading on the PED website at:

<http://www.ped.state.nm.us/AssessmentAccountability/AssessmentEvaluation/index.html>

The request should identify the student by name, State Student ID Number, date of birth, school and district. A copy of the student's IEP, 504 Plan, or similar documentation regarding the disability should be submitted with the request. A description of the requested accommodation and procedures for administration should be submitted with the request. The request will be considered by the PED and a determination will be returned.

Quick Reference List of Assessment Accommodations

Quick Reference Guide: Accommodations for Students With Disabilities	
Allowable Accommodation	Biogrid Code
Braille Version	01
Large print	02
Signing of test	03
Read aloud test items	04
Read aloud to self	05
Assist Tech	06
Color Overlays	07
Math Manipulatives	08
Manipulating Materials	09
Blank graphic organizer	10
Scribe Selected Response	11
Scribe Constructed Response	12
Assist Tech	13
Audio Record Responses	14
PED Approved Accommodation	15

Quick Reference Guide: Accommodations for English Language Learners	
Allowable Accommodation	Biogrid Code
Read Aloud in English	20
Picture Dictionary	21
Spanish Language Version	22
Customized Dual Language Glossary	23
Commercial Word-To Word Dictionary	24
Pocket Word-To-Word Translator	25
Read Aloud Test Directions in Spanish	26
Read Aloud Test Items in Spanish	27
PED Approved Accommodation	28

Accommodations for Students on a 504 Plan

Section 504 of the Rehabilitation Act of 1973 requires public schools to administer accommodations to students with disabilities even if they do not qualify for special education services under IDEA (B). The definition of a disability under Section 504 is broader than the definition under IDEA (B). A few examples of students who may receive assessment accommodations on a 504 Plan include students with:

- Allergies or asthma
- Attention difficulties
- Communicable diseases (e.g., hepatitis)
- Chronic illness
- Drug or alcoholic addictions, as long as they are not currently using illegal drugs
- Dyslexia
- Environmental illnesses
- Hearing or vision issues

Accommodations for students on a 504 Plan must be recorded in the 504 Plan and on the Biogrid. The codes for recording accommodations on the Biogrid are provided in the accommodation summary tables later in this manual.

Accommodations for Students with Disabilities

All students with IEPs are required to participate in the New Mexico Standards Based Assessment in one of three ways. A student with an IEP who:

1. Does not require instruction accommodations may take the SBA without accommodations;
2. Requires instruction accommodations may take the SBA with accommodations; and
3. Has a significant cognitive disability and is unable to take the SBA with accommodations, may take the New Mexico Alternate Performance Assessment based on alternate achievement standards (NMAPA), provided that eligibility criteria are met.

The Individualized Education Plan (IEP) team must determine which type of administration is appropriate for each student. This decision should be made after careful consideration of a student's unique needs and the demands of the content area assessed. The team members should consider potential consequences that might arise from the accommodation. Parents should be informed about the selection of accommodations, expected benefits and potential consequences. If a student requires testing accommodations, those accommodations must be documented in the IEP.

It is recommended that IEP teams specify how an IEP student's assessment will be administered prior to testing. Further, it is important that accommodations have been implemented consistently for a reasonable time

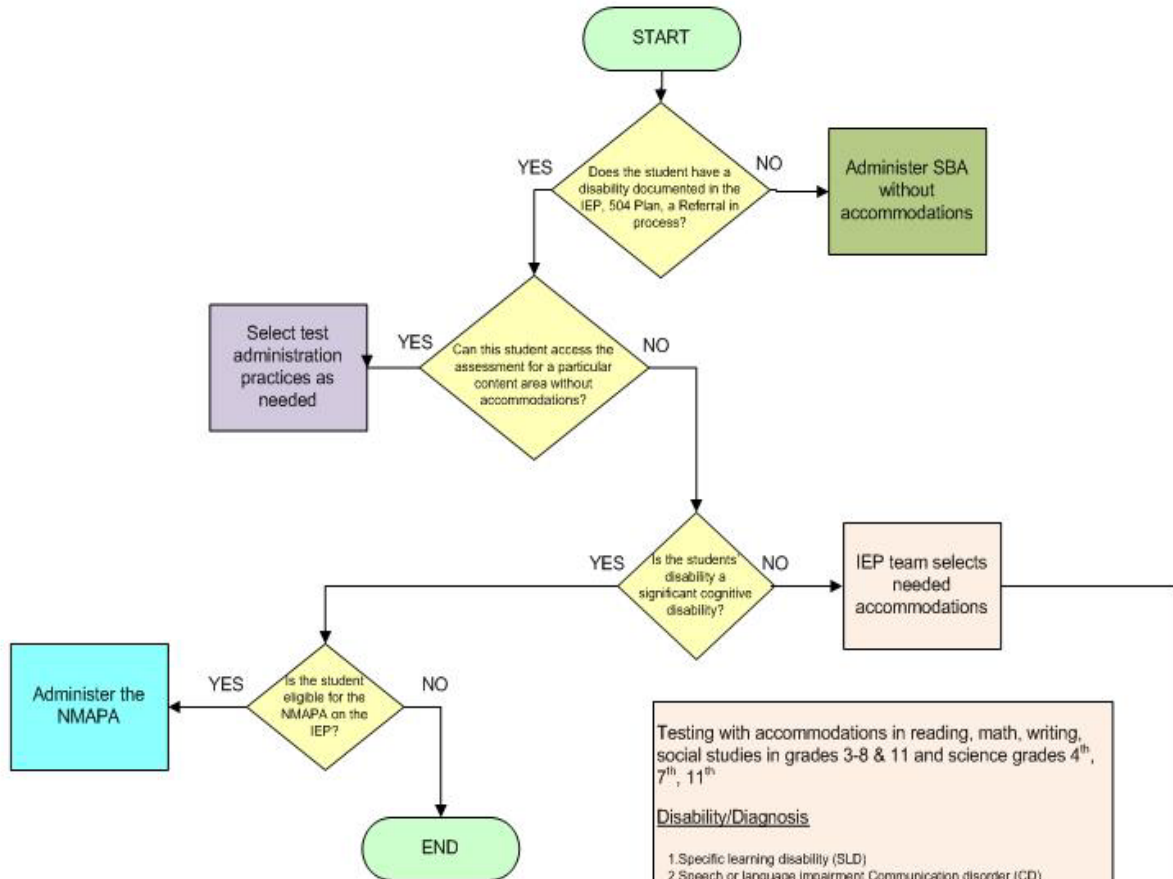
period in the classroom. This provides a student and teachers the time necessary to adequately prepare to administer an accommodation. Students benefit when appropriate accommodations are selected and when they have sufficient time to become accustomed to them.

Selecting Accommodations

Selection of assessment accommodations is a group decision. Therefore, it is important that IEP team members are well informed about a student's needs and the allowable accommodations available in the assessment content areas prior to the selection meeting. Accommodations selected for assessment must have instructional relevance and be associated with a specific skill deficit. The IEP team should be able to explain how a student's skill deficit affects the ability to demonstrate mastery of content areas assessed and how the accommodation will improve access to the assessment.

An overview of decisions associated with the selection of assessment accommodations Students with Disabilities appears in the chart below. A quick reference list of accommodations for ELL students is provided below. Detailed information on each of the listed accommodations is provided in the following pages.

New Mexico Accommodation Decision Tree for Students with Disabilities



Testing with accommodations in reading, math, writing, social studies in grades 3-8 & 11 and science grades 4th, 7th, 11th

Disability/Diagnosis

1. Specific learning disability (SLD)
2. Speech or language impairment/ Communication disorder (CD)
3. Mental retardation/Intellectual disability/Cognitive impairment
4. Emotional disturbance/Behavior disorder
5. Autism/Autism Spectrum Disorder
6. Visual Impairment/ Low vision/ blind
7. Deaf/Blind
8. Hearing Impairment/ Deaf/ Hard of Hearing (DHH)
9. Orthopedic Impairment
10. Traumatic Brain Injury
11. Other Health Impairment
12. Multiple Disabilities
13. Developmental Delay
14. DSM VI diagnoses (in a 504 Plan)

Presentation Accommodations

- Assistive Technology Devices
- Braille Version
- Color Overlays
- Manipulating Test Materials for Students
- Math Manipulatives
- Read Test Aloud to Self
- Read Aloud Test Directions
- Signing of Test
- Standard 18-20 Point Large Print

Response Accommodations

- Assistive Technology Devices
- Audio recording of Response
- Blank Graphic Organizer
- PED Approved Accommodations not listed
- Scribe Constructed Response Items
- Scribe Selected Response Items

Acronym Dictionary

IEP – Individualized Educational Program
 NMAPA – New Mexico Alternative Performance Assessment
 NMSBA – New Mexico Standards Based Assessment
 TBI – Traumatic Brain Injury

Revision June 2010

Documenting Accommodations in the IEP and on the Biogrid

Assessment accommodations must be documented in the IEP. The record provides the Test Administrator directions for administering the assessment to a student.

The following points should be documented in the IEP:

- Student's grade level
- Assessments to be administered at that grade level
- Content areas to be assessed
- Skill deficit in each content area assessed that requires accommodation
- Accommodations needed
- Instructional relevance of accommodations
- Time period for administering selected accommodations in the classroom prior to testing
- Verification with Accommodations Manual that an allowable accommodation has been selected
- Informed parents regarding selected accommodations

School districts and schools are required to monitor the administration of assessment accommodations for IEP students to ensure that appropriate accommodations are selected and administered according to standardized procedures. The Chief Administrative Officer of the school district, charter school, State education institution, or BIE School is required to certify on the Principal's Verification Form that those requirements were met. Please follow the link to the PED webpage:

[Principal's Verification](#)

The PED has implemented an accommodations audit process to ensure compliance with federal requirements. School district or school staff might be required to produce such documents for a monitoring visit by the PED.

Accommodations must also be recorded on the assessment Biogrid. The codes for recording accommodations on the Biogrid are provided in the accommodation summary tables in this manual.

Accommodations for Recently Injured or Moved Students

When a student moves to a district just prior to the test and no records of accommodations have accompanied that student, such records should be requested from that student's former school. If no records can be obtained, that student and their parent/guardian should be consulted regarding accommodations used for instruction. A student may use any allowed accommodation that was consistently administered in instruction for a sufficient time period prior to test.

When a student is injured just prior to or during the test the student may receive accommodations. No accommodation code is required; however a School Team Meeting must assign the accommodation for the injured student.

Note: If a student cannot be tested due to severe injuries, you must submit a completed Medical Emergency Form to the PED and record Test Completion Code #4 on the Biogrid. Please follow the link to the online form:






[Medical Emergency Forms and Guidelines](#)






SWD or 504 Plan Presentation Accommodation






The following tables describe allowable accommodations for students with IEPs or 504 Plans:





- Accommodations are grouped into two major categories, presentation accommodations and response accommodations.
- Test administration practices are listed that may be used with an accommodation.
- The accommodation is named in the "Accommodation" box.
- The accommodation may be administered in the content areas marked in the adjacent boxes for Mathematics, Science, Reading/Language Arts, Writing, and Social Studies.
- A brief description of the accommodation is provided. Detailed directions on selecting and administering an assessment are provided in the "Standardization" section of the table.






Accommodations are allowable if administered according to procedures specified in this section. The accommodation code that should be entered into the SBA Biogrid is listed in a box on the right side.






SWD or 504 Plan Presentation Accommodation		Allowed for Content Areas					
	<u>Braille Version of Test</u>	Math	Science	Reading/ Language Arts	Writing	Social Studies	Biogrid Code 1
<i>Accommodation Recommended= R Available = A</i>	Assessments : SBA, Grade 11 SBA/HSGA, NMHSCE, SCA (Consult Vendor for Guidance on Available Accommodations) , ACCESS for ELLs	R 	R 	R 	R 	R 	
Description	Braille is an allowable accommodation only for students who are blind or visually impaired.						
Standardization	Braille assessments can be ordered directly from the test vendor. When Braille assessments are administered, student responses should be recorded on the adapted version of the test, perhaps with the assistance of a scribe or other allowable response accommodation specified in the IEP. When the student has completed the test, the Test Administrator must transfer responses to an answer document in regular print format. Braille responses should be transferred by a qualified staff member such as a Braille certified teacher or a Brailist. Transcribed test booklets and answer documents should be returned to the test vendor with the regular format SBA test materials.						
Test Administration Practices for this Accommodation	May be used in individual or group testing settings in a location with minimal distraction. Student may have extended time for Braille.						






SWD or 504 Plan Presentation Accommodation		Allowed for Content Areas					
	<u>Standard 18 Point Large-Print Version of Test</u>	Math	Science	Reading/ Language Arts	Writing	Social Studies	Biogrid Code 2
<i>Accommodation Recommended= R Available = A</i>	Assessments : SBA, Grade 11 SBA/HSGA, NMHSCE, SCA (Consult Vendor for Guidance on Available Accommodations) , ACCESS for ELLs	R 	R 	R 	R 	R 	
Description	Large Print is primarily an accommodation for students with visual impairments. Students who have been using large print materials for instruction can benefit from a large print version of the test booklet and answer document.						
Standardization	The SBA in 18-point font and can be ordered directly from the test vendor. When Large Print assessments are administered, student responses should be recorded on the adapted version of the test, perhaps with the assistance of a scribe or other allowable response accommodation specified in the IEP. When the student has completed the test, the Test Administrator must transfer responses to an answer document in regular print format. All transcribed test booklets and answer documents should be returned to the test vendor with the regular format SBA test materials.						
Test Administration Practices for this Accommodation	May be used in individual or group testing settings in a location with minimal distraction. Student may have extended time for Large Print version of assessment.						


SWD and 504 Plan Presentation Accommodation		Allowed for Content Areas					
	<u>Signing of Test Directions & Test Items</u>	Math	Science	Reading/ Language Arts	Writing	Social Studies	Biogrid Code 3
<i>Accommodation Recommended= R Available = A</i>	Assessments : SBA, Grade 11 SBA/HSGA, NMHSCE, SCA (Consult Vendor for Guidance on Available Accommodations)	R 	R 	R Only Test Directions 	R 	R 	
Description	A sign language interpreter might be appropriate for some students who use sign language as their primary mode of receptive and expressive language.						
Standardization	Some students might need test directions and test items interpreted while learning to read print. Interpreters must communicate in the same method of sign language typically used by the student. Interpreters must not paraphrase, clarify, elaborate, or otherwise provide assistance with the meaning of words, intent of test questions, or responses to test items. Only signing of test directions from the Test Administrator's Manual is allowable on reading test.						
Test Administration Practices for this Accommodation	May be used in individual or group testing settings in a location with minimal distraction. Student may have extended time for Signing.						






SWD or 504 Plan Presentation Accommodation		Allowed for Content Areas					
	<u>Read Aloud Test Items in English</u>	Math	Science	Reading/ Language Arts	Writing	Social Studies	Biogrid Code 4
<i>Accommodation Recommended= R Available = A</i>	Assessments : SBA, Grade 11 SBA/HSGA, NMHSCE, SCA (Consult Vendor for Guidance on Available Accommodations)	R 	R 		R 	R 	
Description	Scripted oral accommodation in English. Read aloud test items from the same form of the test administered to student. For students who are unable to decode text visually.						
Standardization	Read test items aloud and verbatim from the same form of the test used by students receiving the accommodation. Read aloud using standard pronunciation and intonation. May repeat test items. May not provide clarification of test items. Not allowed to read aloud reading passage and reading test items.						
Test Administration Practices for this Accommodation	May be done individually or in small group testing settings in a location with minimal distraction. Do not administer within a larger group that is not using this accommodation. Provide extended time to allow for reading aloud.						






SWD or 504 Plan Presentation Accommodation		Allowed for Content Areas					
	<u>Read Test Aloud to Self</u>	Math	Science	Reading/ Language Arts	Writing	Social Studies	Biogrid Code 5
<i>Accommodation Recommended= R Available = A</i>	Assessments : SBA, Grade 11 SBA/HSGA, NMHSCE, SCA (Consult Vendor for Guidance on Available Accommodations) , ACCESS for ELLs	R 	R 	R 	R 	R 	
Description	Student reads directions, selected response and constructed response items aloud to self.						
Standardization	A student may read aloud while working or read into a recording device during testing and play it back while working. This accommodation is distracting to other students and compromises the security of the test. Therefore, an individual administration is required.						
Test Administration Practices for this Accommodation	May be done individually in a location with minimal distraction. Provide extended time to allow for reading aloud.						






SWD or 504 Plan Presentation Accommodation		Allowed for Content Areas					
	<u>Assistive Technology Devices</u>	Math	Science	Reading/ Language Arts	Writing	Social Studies	Biogrid Code 6
<i>Accommodation Recommended= R Available = A</i>	Assessments : SBA, Grade 11 SBA/HSGA, NMHSCE, SCA (Consult Vendor for Guidance on Available Accommodations) , ACCESS for ELLs	R 	R 	R 	R 	R 	
Description	Students with visual and hearing, impairments may use assistive technology devices.						
Standardization	Use of assistive technology restricted to: <ol style="list-style-type: none"> 1) Closed circuit TV 2) Low vision devices, such as magnifiers 3) Amplification equipment, such as FM systems 4) Kurzweil 5) Projector Assistive technology voice output must be disabled during the reading assessments.						
Test Administration Practices for this Accommodation	May be used in individual or group testing settings in a location with minimal distraction. Students may use certain assistive technology devices in a group setting if devices are not a distraction. Student may have extended time for assistive technology devices.						






SWD or 504 Plan Presentation Accommodation		Allowed for Content Areas					
	<u>Color Overlays</u>	Math	Science	Reading/ Language Arts	Writing	Social Studies	Biogrid Code 7
<i>Accommodation Recommended= R Available = A</i>	Assessments : SBA, Grade 11 SBA/HSGA, NMHSCE, SCA (Consult Vendor for Guidance on Available Accommodations) , ACCESS for ELLs	R 	R 	R 	R 	R 	
Description	Students with visual impairments and scotopic sensitivity disorder reading may use color overlays						
Standardization	It is an allowable accommodation if used in daily instruction. Note writing on the overlays is permitted.						
Test Administration Practices for this Accommodation	May be used in individual or group testing settings in a location with minimal distraction. Student may have extended time for color overlays.						






SWD or 504 Plan Presentation Accommodation		Allowed for Content Areas					
	<u>Math Manipulatives</u>	Math	Science	Reading/ Language Arts	Writing	Social Studies	Biogrid Code 8
<i>Accommodation Recommended= R Available = A</i>	Assessments : SBA, Grade 11 SBA/HSGA, NMHSCE, SCA (Consult Vendor for Guidance on Available Accommodations) , ACCESS for ELLs	R 					
Description	Accommodation for blind or visually impaired students, and specific learning disabilities, and other health impaired only for counting.						
Standardization	<p>Allowable counting devices include:</p> <ul style="list-style-type: none"> • Touch Math Dots • Counting block, beans, bears (counting by ones) • Abacus • Number line (positive numbers only) • A chart with the numbers 1-100 • Braille Ruler • Braille protractor <p>The following manipulatives are not allowable:</p> <ul style="list-style-type: none"> • Calculator • Base ten blocks • Addition/subtraction/multiplication /division charts 						
Test Administration Practices for this Accommodation	May be used in individual testing settings in a location with minimal distraction. Students may use certain math manipulatives in a group setting if manipulatives are not a distraction. Student may have extended time for math manipulatives.						

SWD or 504 Plan Presentation Accommodation		Allowed for Content Areas					
	<u>Manipulating Test Materials for Student</u>	Math	Science	Reading/ Language Arts	Writing	Social Studies	Biogrid Code 9
<i>Accommodation Recommended= R Available = A</i>	Assessments : SBA, Grade 11 SBA/HSGA, NMHSCE, SCA (Consult Vendor for Guidance on Available Accommodations) , ACCESS for ELLs	R 	R 	R 	R 	R 	
Description	A student with a temporary or permanent disabling condition that interferes with the ability to physically manipulate test materials, such as test booklet pages, rulers, etc., might require this accommodation.						
Standardization	The student must direct the test administrator very specifically regarding all steps necessary when manipulating the materials (for example, when to turn the page or where to place a ruler). The test administrator may not provide feedback regarding the correctness of the student's directions.						
Test Administration Practices for this Accommodation	May be used in individual testing settings in a location with minimal distraction. This accommodation may be used in a group setting if it is not a distraction. Student may have extended time for manipulating materials.						






SWD or 504 Plan Response Accommodation		Allowed for Content Areas					
	<u>Blank Graphic Organizer</u>	Math	Science	Reading/ Language Arts	Writing	Social Studies	Biogrid Code 10
<i>Accommodation Recommended= R Available = A</i>	Assessments : SBA, Grade 11 SBA/HSGA, NMHSCE, SCA (Consult Vendor for Guidance on Available Accommodations) , ACCESS for ELLs	R 	R 	R 	R 	R 	
Description	Allowing students to solve or organize problems who need support for organization and sequence of multi-step processes.						
Standardization	<p>Graphic organizers help students arrange information into patterns in order to organize their work and stay focused on content. Graphic organizers are especially helpful for writing reports and essays. Some students who have processing problems benefit from the use of blank graphic organizers. Examples of common graphic organizers include webs, charts, and boxes.</p> <p>Blank graphic organizers do not contain any wording or numbering. Multiplication tables are not allowed on the math assessment.</p>						
Test Administration Practices for this Accommodation	May be used in individual or small group testing settings in a location with minimal distraction. Student may have extended time for Blank Graphic Organizer.						






SWD or 504 Plan Response Accommodation		Allowed for Content Areas					
	<u>Scribe Selected Response Items</u>	Math	Science	Reading/ Language Arts	Writing	Social Studies	Biogrid Code 11
<i>Accommodation Recommended= R Available = A</i>	Assessments : SBA, Grade 11 SBA/HSGA, NMHSCE, SCA (Consult Vendor for Guidance on Available Accommodations) , ACCESS for ELLs	R 	R 	R 	R 	R 	
Description	Use of scribe to record answers to selected response items for students that are not able to record their answers in a test booklet or answer document.						
Standardization	A student must read test directions, selected response items, unless they are also using an oral presentation accommodation. Only the student and the scribe may be in a room during testing. The student must point to or otherwise indicate their chosen answer to the scribe. The scribe shall then darken the bubble corresponding to the student's choice.						
Test Administration Practices for this Accommodation	May be used in individual testing settings in a location with minimal distraction. Might require individual administration for students not able to point. Student may have extended time for Scribing.						

SWD or 504 Plan Response Accommodation		Allowed for Content Areas					
	<u>Scribe Constructed Response Items</u>	Math	Science	Reading/ Language Arts	Writing	Social Studies	Biogrid Code 12
<i>Accommodation Recommended= R Available = A</i>	Assessments : SBA, Grade 11 SBA/HSGA, NMHSCE, SCA (Consult Vendor for Guidance on Available Accommodations) , ACCESS for ELLs	R 	R 	R 	R 	R 	
Description	Use of scribe to record answers to constructed response items for students that are not able to record their answers in a test booklet or answer document.						
Standardization	A student must read test directions and constructed response items, unless they are also using an oral presentation accommodation. Only the student and the scribe may be in a room during testing. Refer to Appendix C of this manual for Scribing Guidelines.						
Test Administration Practices for this Accommodation	May be used in individual testing settings in a location with minimal distraction. Student may have extended time for Scribing.						

SWD or 504 Plan Response Accommodation		Allowed for Content Areas					
	<u>Assistive Technology Devices</u>	Math	Science	Reading/ Language Arts	Writing	Social Studies	Biogrid Code 13
<i>Accommodation Recommended= R Available = A</i>	Assessments : SBA, Grade 11 SBA/HSGA, NMHSCE, SCA (Consult Vendor for Guidance on Available Accommodations) , ACCESS for ELLs-Writing only	R 	R 	R 	R 	R 	
Description	Students with visual, hearing, fine motor, writing or motor impairments may use assistive technology devices.						
Standardization	Use of assistive technology restricted to: 1) Augmentative communication devices 2) Communication boards 3) Brailers 4) Closed circuit TV 5) Low vision devices, such as magnifiers and software 6) Amplification equipment, such as FM systems 7) Word processor (e.g., portable talking or large-print word processors). 8) Computer with or without adapted software. 9) Custom or modified keyboard. 10) Touch screen computer access. 11) Arm support. 12) Track ball, track pad, joystick with onscreen keyboard. 13) Alternative keyboard. 14) Mouth stick, head pointer with standard or alternative keyboard. 15) Head mouse, head master, tracker with onscreen keyboard. 16) Switches. 17) Voice output device, both single and multiple message. 18) Tape recorder.						

	<p>19) Tactile/voice output measuring devices (e.g., clock, ruler).</p> <p>20) Overhead projector.</p> <p>21) Pencil grips, nonskid material to hold objects in place.</p> <p>Voice output must be disabled during the reading assessments.</p> <p>If communication device produces a typed response, that response must be transcribed verbatim into a test booklet or answer document. All printed documents must be destroyed in a secure manner.</p> <p>Spell-checking, word prediction programs and grammar checking capabilities must be turned off during the writing assessment.</p>						
<p>Test Administration Practices for this Accommodation</p>	<p>May be used in individual or group testing settings in a location with minimal distraction. Students may use certain assistive technology devices in a group setting if devices are not a distraction. Student may have extended time for assistive technology.</p>						

SWD or 504 Plan Response Accommodation		Allowed for Content Areas					
	<u>Audio Recording of Responses</u>	Math	Science	Read/ Language Arts	Writing	Social Studies	Biogrid Code 14
<i>Accommodation Recommended= R Available = A</i>	Assessments : SBA, Grade 11 SBA/HSGA, NMHSCE, SCA (Consult Vendor for Guidance on Available Accommodations)	R 	R 	R 	R 	R 	
Description	Audio recording of student responses to test items.						
Standardization	<p>After student responses are audio recorded, the Test Administrator must transfer responses to the answer document in regular print format.</p> <p>The scribe will show the student what was written, and the student may ask the scribe to make changes. A scribe may not correct errors that the student does not identify. Further, the scribe may not give feedback about the correctness of the student's response.</p> <p>All transcribed test booklets and answer documents should be returned to the test vendor with the regular format SBA test materials.</p>						
Test Administration Practices for this Accommodation	May be used in individual testing settings in a location with minimal distraction. Student may have extended time for recording.						

SWD or 504 Plan Response Accommodation		Allowed for Content Areas					
	<u>PED Approved Accommodation Not Otherwise Listed</u>	Math	Science	Reading/ Language Arts	Writing	Social Studies	Biogrid Code 15
<i>Accommodation Recommended= R Available = A</i>	Assessments : SBA, Grade 11 SBA/HSGA, NMHSCE, SCA (Consult Vendor for Guidance on Available Accommodations) , ACCESS for ELLs	R 	R 	R 	R 	R 	
Description	Accommodation not described in the manual that is necessary for a student to access the assessment.						
Standardization	<p>The school district should submit a request prior to the administration of the test to the Assistant Secretary of Assessment and Accountability using the Non-Approved Accommodations Request Form available under the Forms heading on the PED website at:</p> <p>http://www.ped.state.nm.us/AssessmentAccountability/AssessmentEvaluation/SBA/index.html</p> <p>The request should identify the student by name, State Student ID Number, date of birth, school and district. A copy of the student's IEP, 504 Plan, or similar documentation regarding the disability should be submitted with the request. A description of the requested accommodation and procedures for administration should be submitted with the request. The request will be considered by the PED. The PED will issue the Biogrid code upon approval of the accommodation.</p>						
Test Administration Practices for this Accommodation	May be used in individual or group testing settings, depending on accommodation, in a location with minimal distraction. Student may have extended time for accommodation.						

Transcribing Answers

Transcription is not an accommodation. Transcription only occurs after the assessment has been administered in an alternate format such as Large Print or Braille, or when a student's test booklet or answer document was damaged. In that case, the transcriber copies a student's responses exactly, including all errors. Transcriptions must take place in a secure environment and, whenever possible, under the direction of the School Test Coordinator. Please note that all test materials, including damaged materials must be returned to the STC and the DTC.

SBA Requirements for ELLs

The *Elementary and Secondary Education Act* (ESEA) requires that:

- All students, including English Language Learners, participate in the Standards Based Assessment;
- English Language Learners are assessed annually for English language proficiency.
- Any student who has been in the United States for 3 or more consecutive years (not including kindergarten) is assessed using the English language version of the SBA, with one exception noted below.

Exemption from SBA in Reading for Students Enrolled in First Year in U.S. Schools

Students in their first year of enrollment in a U.S. school may be exempted from taking the SBA in Reading ONLY. The test completion code for the Reading exemption should be marked on the SBA Biogrid so the student will be counted for participation in AYP. The exempted student is excluded from AYP calculations such that a school and district are not penalized for proficiency in Reading. A student in the first year of enrollment in U.S. schools must take the SBA in all other content areas.

SBA Testing Options for ELL Students:

Testing Students Enrolled Fewer Than 3 Years in U.S. Schools

Students who have been enrolled in U.S. schools for fewer than 3 consecutive years have three options for taking the Standards Based Assessment. A student may take the:

- Spanish language version;
- English language version with accommodations;
- English language version without accommodations.

Federal law does not require that the SBA be available in native languages to non-English proficient students. However, a Spanish version of the SBA has been implemented for the largest segment of non-English language students in New Mexico. Currently, the SBA is only available in Spanish or English.

Language Waiver for Students Enrolled More Than 3 Years in U.S. Schools

Federal law specifies that ELL students may take the SBA in their non-English native language after 3 consecutive years of enrollment in a U.S. school (not including kindergarten); if the school believes that a more accurate assessment of the student's achievement will result. Students may take the SBA in Spanish for another two consecutive years after being enrolled in U.S. schools for 3 years. Schools must select this accommodation on a case-by-case basis, and a waiver request must be submitted to the PED.

Please follow the link to:

http://www.ped.state.nm.us/admin.personnel/waiver_requests.html for the SBA in English waiver form.

Accommodations for English Language Learners

Accommodations specifically designed for ELLs enable them to overcome linguistic and cultural barriers that hinder their demonstration of academic achievement. This section of the Manual reviews ELL accommodations available in New Mexico. Recommendations regarding ELL accommodations are based on two publications by the George Washington University Center for Equity and Excellence in Education, *Best Practices in State Assessment Policies for Accommodating English Language Learners: A Delphi Study* (Acosta, B.D., Rivera, C., and Willner, L.S., October 2008) and the *Guide for Refining State Assessment Policies for Accommodating English Language Learners* (Rivera, C., Acosta, B.D., and Willner, L.S., 2008).

Selection of appropriate and effective accommodations for ELLs requires consideration of a student's unique needs and should be based on a student's:

- Progress in English language and academic achievement based on an annual review;
- Current English language proficiency level;
- Number of years in U.S. schools;
- Experience with accommodations under consideration;
- Age; and
- Grade level.

The student's level of English language proficiency is an important consideration in selecting an appropriate and effective accommodation. Native language accommodations are most effective for students at beginning or emerging levels of English proficiency. It is expected that students at an intermediate level of English proficiency will benefit from a wider range of written and oral accommodations. And that the need for accommodations decreases for students approaching English language proficiency. The Table below recommends accommodations based on the level of English language proficiency.

The classifications below represent the first four levels of English language proficiency differentiated by the ACCESS for ELLs assessment used by New Mexico for placing English Language Learners. These levels are referenced throughout the ELL accommodations tables in this manual. English language learners will process, understand, produce, or use language in a certain way at the stated levels of English language proficiency below:

At the **Entering Level (1):**

- Pictorial or graphic representation of the language of the content areas
- Words, phrases, or chunks of language when presented with one-step commands, directions, WH-, choice, or yes/no questions, or statements with sensory, graphic, or interactive support
- Oral language with phonological, syntactic, or semantic errors that often impede meaning when presented with basic oral commands, direct questions, or simple statements with sensory, graphic, or interactive support

At the **Beginning/Emerging (2):**

- General language related to the content areas
- Phrases or short sentences
- Oral or written language with phonological, syntactic, or semantic errors that often impede the meaning of the communication when presented with one- to multiple-step commands, directions, questions, or a series of statements with sensory, graphic, or interactive support

At the **Developing Level (3):**

- General and some specific language of the content areas
- Expanded sentences in oral interaction or written paragraphs
- Oral or written language with phonological, syntactic, or semantic errors that may impede the communication, but retain much of its meaning, when presented with oral or written, narrative, or expository descriptions with sensory, graphic, or interactive support

At the **Expanding Level (4):**









- Specific and some technical language of the content areas
- A variety of sentence lengths of varying linguistic complexity in oral discourse or multiple, related sentences, or paragraphs
- Oral or written language with minimal phonological, syntactic, or semantic errors that do not impede the overall meaning of the communication when presented with oral or written connected discourse with sensory, graphic, or interactive support









ACCESS for ELLs English language proficiency descriptors used with permission of WIDA Consortium. The WIDA ® Performance Definition for the Levels of English Language in Grades K-12 © 2004, 2007 Board of Regents of the University of Wisconsin System (the "Regents"), on behalf of the WIDA Consortium.










English Language Learner Accommodations










The following tables describe allowable ELL accommodations in New Mexico.









- ELL accommodations are grouped into two major categories, English language accommodations and Native Language Accommodations.
- Accommodations providing direct linguistic support remove barriers with overt interventions.
- These are further divided into accommodations for direct linguistic support written or oral. Written accommodations are administered in written format, and oral accommodations are administered aloud.
- Test administration practices are listed that may be used with an accommodation.
- The accommodation is named in the "Accommodation" box.
- The accommodation may be administered in the content areas marked in the adjacent boxes for Mathematics, Science, Reading/Language Arts, Writing, and Social Studies.
- The accommodation may be used for students in any level of English language proficiency that contains a circle. The accommodation is recommended for students in the ELP level marked with a check mark.
- A brief description of the accommodation is provided. Detailed directions on selecting and administering an assessment are provided in the "Standardization" section of the table.









ELL Accommodation		Allowed for Content Areas					ELP Level				
Direct Linguistic Support-Oral (Scripted Oral Accommodations in English)	<u>Read Aloud Test Items in English</u>	Math	Science	Reading/ Language Arts	Writing	Social Studies	1	2	3	4	Biogrid Code 20
<i>Accommodation Recommended= R Available = A</i>	Assessments : SBA, Grade 11 SBA/HSGA, NMHSCE, SCA (Consult Vendor for Guidance on Available Accommodations)	R 	R 		R 	R 	A 	A 	R 	R 	
Description	Read aloud test items in English from one of the Test forms.										
Standardization	Read test items aloud and verbatim from the same form of the test used by students receiving the accommodation. Read aloud using standard pronunciation and intonation. May repeat test items. May not provide clarification of test items. Not allowed to read aloud reading passage and reading test items.										
Test Administration Practices for this Accommodation	May be done individually or in small group testing settings in a location with minimal distraction. Provide extended time to allow for reading aloud.										










ELL Accommodation		Allowed for Content Areas					ELP Level				
Direct Linguistic Support-Written (English Reference Materials)	Picture Dictionary	Math	Science	Reading/ Language Arts	Writing	Social Studies	1	2	3	4	Biogrid Code 21
Accommodation Recommended= R Available = A	Assessments : SBA, Grade 11 SBA/HSGA, NMHSCE, SCA (Consult Vendor for Guidance on Available Accommodations)	R 	R 	R 		R 	A 	A 	R 	R 	
Description	Picture dictionary provides only picture definitions of words in English without providing unwarranted assistance to the student such that it gives away the answer to test items.										
Standardization	School districts, charter schools or State education institutions purchase picture dictionaries that are approved by the PED. The list of approved picture dictionaries is posted on the webpage for the PED Assessment and Evaluation Bureau at the link for the SBA. The administration of the Picture Dictionary accommodation should occur for individuals or a group in a separate location from the administration of the SBA for students who are not administered this accommodation.										
Test Administration Practices for this Accommodation	May be used in individual or group testing settings in a location with minimal distraction. Student may have extended time for referencing Picture Dictionary.										









Native Language Accommodation		Allowed for Content Areas					ELP Level				
Direct Linguistic Support-Written (Native Language – Spanish Translation)	<u>Spanish Language Version</u>	Math	Science	Reading/ Language Arts	Writing	Social Studies	1	2	3	4	Biogrid Code 22
<i>Accommodation Recommended= R Available = A</i>	Assessments : SBA, Grade 11 SBA/HSGA, NMHSCE, SCA (Consult Vendor for Guidance on Available Accommodations)	R 	R 	R 	R 	R 	R 	R 	A 	A 	
Description	Test is administered in Spanish language version.										
Standardization	Eligibility to take the Spanish version of test based on criteria regarding number of years student has been enrolled in U.S. schools. Refer to eligibility criteria immediately preceding the Accommodations for ELLs section of this manual.										
Test Administration Practices for this Accommodation	May be done in individual or small group testing settings in a location with minimal distraction. Do not administer within a larger group of students that is not using this accommodation. Provide extended time to allow for administration in Spanish.										










Native Language Accommodation		Allowed for Content Areas					ELP Level				
Direct Linguistic Support-Written (Dual Language - English/Spanish Reference Materials)	<u>Customized Dual Language Glossary (English/Spanish)</u>	Math	Science	Reading/ Language Arts	Writing	Social Studies	1	2	3	4	Biogrid Code 23
<i>Accommodation Recommended= R Available = A</i>	Assessments : SBA, Grade 11 SBA/HSGA, NMHSCE, SCA (Consult Vendor for Guidance on Available Accommodations)	R 	R 	R 	R 	R 	A 	A 	R 	R 	
Description	Dual language glossary customized for New Mexico content standards and assessment displays word in English and corresponding word in Spanish. Definitions of words are not provided.										
Standardization	Dual language glossary provided by the test vendor and posted on the PED Assessment and Evaluation Bureau webpage. The glossary only provides direct Spanish translations of English words. No word definitions are provided. Glossary may be used to instruction and test administration.										
Test Administration Practices for this Accommodation	May be done in individual or group testing settings in a location with minimal distraction. Provide extended time to allow for use of glossary.										

Native Language Accommodation		Allowed for Content Areas					ELP Level				
Direct Linguistic Support-Written (Dual Language - English/Spanish Reference Materials)	<u>Commercially Available Word-to-Word Glossary (English/Any Language)</u>	Math	Science	Reading/ Language Arts	Writing	Social Studies	1	2	3	4	Biogrid Code 24
<i>Accommodation Recommended= R Available = A</i>	Assessments : SBA, Grade 11 SBA/HSGA, NMHSCE, SCA (Consult Vendor for Guidance on Available Accommodations)	R 	R 	R 		R 	A 	A 	R 	R 	
Description	Commercially available glossary displays word in English and corresponding word in any language. Definitions of word are not provided.										
Standardization	Selected from a list of word-to-word glossaries in English/Spanish approved by the PED in a list posted on the PED Assessment and Evaluation Bureau webpage. Contact the PED Assessment and Evaluation Bureau for approval of word-to-word dictionaries other than English/Spanish prior to test administration. The glossary only provides direct translations of English words. No word definitions are provided.										
Test Administration Practices for this Accommodation	May be done in individual or group testing settings in a location with minimal distraction. Provide extended time to allow for use of glossary.										

Native Language Accommodation		Allowed for Content Areas					ELP Level				
Direct Linguistic Support-Written (Dual Language - English/Spanish Reference Materials)	<u>Pocket Word-to-Word Translator</u>	Math	Science	Reading/ Language Arts	Writing	Social Studies	1	2	3	4	Biogrid Code 25
<i>Accommodation Recommended= R Available = A</i>	Assessments : SBA, Grade 11 SBA/HSGA, NMHSCE, SCA (Consult Vendor for Guidance on Available Accommodations)	R 	R 	R 		R 	A 	A 	R 	R 	
Description	Commercially available pocket word-to-word translator allows user to enter word in English and it displays corresponding word in any language. Definitions of word are not provided.										
Standardization	Selected from a list of English/Spanish pocket word-to-word translators approved by the PED in a list posted on the PED Assessment and Evaluation Bureau webpage. Contact the PED Assessment and Evaluation Bureau for approval of pocket word-to-word translators other than English/Spanish prior to test administration. The pocket word-to-word translator only provides direct language translations of English words. No word definitions are provided. Disable audio or use headphones.										
Test Administration Practices for this Accommodation	May be done in individual or group testing settings in a location with minimal distraction. Provide extended time to allow for use of word-to-word translator.										

Native Language Accommodation		Allowed for Content Areas					ELP Level				
Direct Linguistic Support-Oral (Scripted Oral Translation in Spanish)	<u>Read Aloud Test Directions in Spanish</u>	Math	Science	Reading/ Language Arts	Writing	Social Studies	1	2	3	4	Biogrid Code 26
<i>Accommodation Recommended= R Available = A</i>	Assessments : SBA, Grade 11 SBA/HSGA, NMHSCE, SCA (Consult Vendor for Guidance on Available Accommodations), ACCESS for ELLs – only for Students with Disabilities	R 	R 	R 	R 	R 	R 	R 	A 	A 	
Description	Read aloud test directions in Spanish.										
Standardization	Read test directions aloud and verbatim in Spanish from the Test Administrator’s Manual using standard pronunciation and intonation. May repeat test directions. May not provide clarification of directions or paraphrase.										
Test administration practices for this category	May be done in individual or small group testing settings in a location with minimal distraction. Do not administer within a larger group of students that is not using this accommodation. Provide extended time to allow for reading aloud.										

Native Language Accommodation		Allowed for Content Areas					ELP Level				
Direct Linguistic Support-Oral (Scripted Oral Translation in Spanish)	<u>Read Aloud Test Items in Spanish.</u>	Math	Science	Reading/ Language Arts	Writing	Social Studies	1	2	3	4	Biogrid Code 27
<i>Accommodation Recommended= R Available = A</i>	Assessments : SBA, Grade 11 SBA/HSGA, NMHSCE, SCA (Consult Vendor for Guidance on Available Accommodations)	R 	R 		R 	R 	R 	R 	A 	A 	
Description	Read aloud test items in Spanish from one of the Test forms.										
Standardization	Read test items aloud and verbatim from the same Spanish form of the test used by all students receiving the accommodation. Read aloud using standard pronunciation and intonation. May repeat test items. May not provide clarification of test items. Not allowed to read aloud reading passage.										
Test administration practices for this category	May be done in individual or group testing settings in a location with minimal distraction. Do not administer within a larger group of students that is not using this accommodation. Provide extended time to allow for reading aloud.										

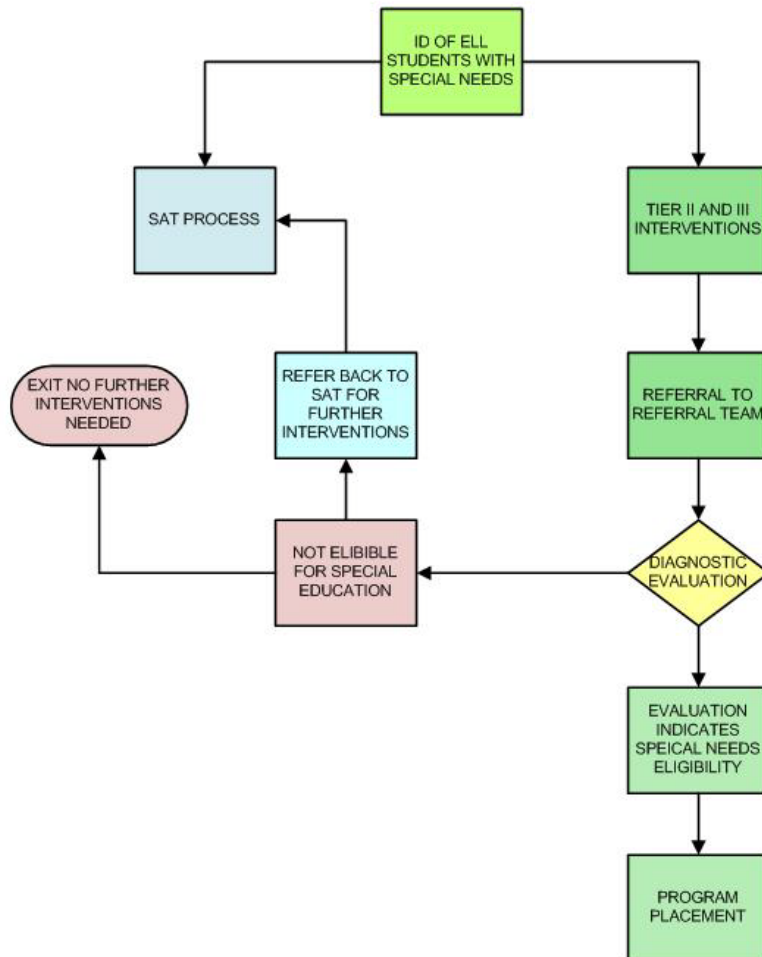
Native Language Accommodation		Allowed for Content Areas					ELP Level				
	<u>PED Approved Accommodation Not Otherwise Listed</u>	Math	Science	Reading/ Language Arts	Writing	Social Studies	1	2	3	4	Biogrid Code 28
<i>Accommodation Recommended= R Available = A</i>	Assessments : SBA, Grade 11 SBA/HSGA, NMHSCE, SCA (Consult Vendor for Guidance on Available Accommodations) , ACCESS for ELLs	R 	R 	R 	R 	R 	A 	A 	A 	A 	
Description	Accommodation not described in the manual that is necessary for a student to access the assessment.										
Standardization	<p>The school district should submit a request prior to the administration of the test to the Assistant Secretary of Assessment and Accountability using the Non-Approved Accommodations Request Form available under the Forms heading on the PED website at:</p> <p>http://www.ped.state.nm.us/AssessmentAccountability/AssessmentEvaluation/SBA/index.html</p> <p>The request should identify the student by name, State Student ID Number, date of birth, school and district. A copy of the student's ELL or LAT Plan, or similar documentation regarding the disability should be submitted with the request. A description of the requested accommodation and procedures for administration should be submitted with the request. The request will be considered by the PED. The PED will issue the Biogrid code upon approval of the accommodation.</p>										
Test Administration Practices for this Accommodation	May be used in individual or group testing settings, depending on accommodation, in a location with minimal distraction. Student may have extended time for accommodation.										

Accommodations for ELLs with Disabilities

A small group of English Language Learners also have disabilities and require both types of accommodations. It is essential that the IEP team include at least one member with expertise in the acquisition of a second language to provide assistance in selecting appropriate accommodations for these students. The IEP team should consider all available sources of information on English proficiency from the student's Bilingual or TESOL-endorsed teacher, Bilingual Education Program coordinator, other classroom teachers, test administrators/coordinators, principal/counselor, parent, and student.

The process for identifying ELLs with special needs is illustrated below.

IDENTIFICATION OF ELL STUDENTS WITH SPECIAL NEEDS



REVISION DATE 9/10

When selecting assessment accommodations for ELLs who have disabilities, three factors need to be considered for each student: degree of disability; level of language proficiency in both English and the primary language; and intellectual capacity. Identifying the student's needs on each of these three continuums will determine the nature of instruction and the educational placement.

A student's degree of disability must be considered, along with their intellectual capacity and their proficiency in English and other languages. For example, a student of average intelligence who has a high level of language proficiency in Spanish, a minimal level of ability in English, and limited visual acuity will require different accommodations from those of a student who is linguistically limited in both languages, exhibits lower intellectual performance, and is severely language delayed.

Appendices

Appendix A

References on Accommodations for Students with Disabilities

- Bolt, S. E., & Roach, A. T. (2008). *Inclusive assessment and accountability: A guide to accommodations for students with diverse needs* (The Guilford Practical Intervention in Schools Series). New York, NY: Guilford Publications, Inc.
- Christensen, L. L., Lazarus, S. S., Crone, M., & Thurlow, M. L. (2008). *2007 state policies on assessment participation and accommodations for students with Disabilities (Synthesis Report 69)*. Minneapolis, MN: University of Minnesota, National Center on Educational Outcomes.
- Clapper, Morse, Lazarus, Thompson, & Thurlow. (2005). *2003 state policies on assessment participation and accommodations for students with disabilities (Synthesis Report 56)*. Minneapolis, MN: University of Minnesota, National Center on Educational Outcomes.
- Elliott, J. L., & Thurlow, M. L. (2000). *Improving test performance of students with disabilities in district and state assessment*. Thousand Oaks, CA: Corwin Press.
- Elliott, J., Thurlow, M., & Ysseldyke, J. (1996). *Assessment guidelines that maximize the participation of students with disabilities in large-scale assessments: Characteristics and considerations (Synthesis Report 25)*. Minneapolis, MN: University of Minnesota, National Center on Educational Outcomes.
- Fuchs, L. S., Fuchs, D., Eaton, S. B., Hamlett, C., & Karns, K. (2000). Supplementing teacher judgments about test accommodations with objective data sources. *School Psychology Review*, 29 (1), 65-85.
- Mazzeo, J., Carlson, J. E., Voekl, K. E., & Lutkus, A. D. (2000). *Increasing the participation of special needs students in NAEP: A report on 1996 NAEP research activities*. NCES Statistical Analysis Report 2000-473). Washington, DC: U.S. Department of Education, Office of Educational Research and Improvement.
- Quenemoen, R. (2007). *How NCLB affects students with disabilities: Report to the Committee on Education and Labor Subcommittee on Early Childhood, Elementary and Secondary Education*. U.S. Committee on Education and Labor Subcommittee on Early Childhood, Elementary and Secondary Education.
- Thurlow, M. L., Ysseldyke, J. E., & Silverstein, B. (1995). Testing accommodations for students with disabilities. *Remedial and Special Education*, 16 (5), 260-270.
- Thurlow, M. L., Hurley, C., Spicuzza, R., & El Sawaf, H. (1996). *A review of the literature on testing accommodations for students with disabilities. (Minnesota Report 9)*. Minneapolis, MN: University of Minnesota, National Center on Educational Outcomes.
- Thurlow, M. L., Seyfarth, A. L., Scott, D. L., & Ysseldyke, J. E. (1997). *State assessment policies on participation and accommodations for students with disabilities: 1997 update. (Synthesis Report 29)*. Minneapolis, MN: University of Minnesota, National Center on Educational Outcomes.
- Thurlow, M. L., Elliott, J. L., & Ysseldyke, J. E. (1998). *Testing students with disabilities Practical strategies for complying with district and state requirements*. Thousand Oaks, CA: Corwin Press.
- Thurlow, M. L., House, A., Boys, C., Scott, D., & Ysseldyke, J. E. (2000). *State participation and accommodations policies for students with disabilities: 1999 update (Synthesis Report 33)*. Minneapolis, MN: University of Minnesota, National Center on Educational Outcomes.

- Thurlow, M. L., Lazarus, S. S., Thompson, S. J., & Morse, A. B. (2005). State policies on assessment participation and accommodations for students with disabilities. *The Journal of Special Education*, 38(4), 232–240.
- Thurlow, M. L. (2007). *Research impact on state accommodation policies for students with disabilities*. Paper presented as part of a Research Symposium entitled, Research Influences Decisions for Assessing presented as part of a Research Symposium entitled, Research Influences Decisions for Assessing English Language Learners and Students with Disabilities, at the 2007 annual conference of the American Educational Research Association, Chicago, IL.
- Tindal, G., & Fuchs, L. (1999). *A summary of research on test changes: An empirical basis for defining accommodations*. Lexington, KY: Mid-South Regional Resource Center.
- Tindal, G., Heath, B., Hollenbeck, K., Almond, P., & Harniss, M. (1998). Accommodating students with disabilities on large-scale tests: An experimental study. *Exceptional Children*, 64, 439-450.
- VanGetson, G. R., & Thurlow, M. L. (2007). *Nearing the target in disaggregated subgroup reporting to the public on 2004-2005 assessment results (Technical Report 46)*. Minneapolis, MN: University of Minnesota, National Center on Educational Outcomes.
- Ysseldyke, J. E., Thurlow, M. L., McGrew, K. S., & Shriner, J. G. (1994). *Recommendations for making decisions about the participation of students with disabilities in statewide assessment programs (Synthesis Report 15)*. Minneapolis, MN: University of Minnesota, National Center on Educational Outcomes.
- Ysseldyke, J. E., Thurlow, M. L., McGrew, K. S., & Vanderwood, M. (1994). Making decisions about the inclusion of students with disabilities in large-scale assessments (Synthesis Report 13). Minneapolis, MN: University of Minnesota, National Center on Educational Outcomes.

Appendix B

References on Accommodations for English Language Learners

- Abedi, J. (2004). The No Child Left Behind Act and English language learners: Assessment and Accountability issues. *Educational Researcher*, 33(1), 1-14.
- Acosta, B., Rivera, C., & Shafer Willner, L. (2008). *Best practices in state assessment policies for accommodating English language learners: A Delphi study*. Arlington, VA: The George Washington University Center for Equity and Excellence in Education.
- Albus, D., Thurlow, M., & Liu, K. (2009). *State reports on the participation and performance of English language learners with disabilities in 2006-2007*(Technical Report 54). Minneapolis, MN: University of Minnesota, National Center on Educational Outcomes.
- Christensen, L.L., Lail, K.E., & Thurlow, M. L. (2007). *Hints and tips for addressing accommodations issues for peer review*. Minneapolis, MN: University of Minnesota, National Center on Educational Outcomes.
- Francis, D., Lesaux, N., Kieffer, M., & Rivera, H. (2006). *Research-based recommendations for the use of accommodations in large-scale assessments*. Houston, TX: Center on Instruction, <http://www.centeroninstruction.org/files/ELL3-Assessments.pdf>.
- Kopriva, R. J., Emick, J. E., Hipolito-Delgado, C. P., & Cameron, C. A. (2007) Do proper accommodation assignments make a difference? Examining the impact of improved decision making on scores for English language learners. *Educational Measurement: Issues and Practice*, (Fall), 11-20.
- Lazarus, S. S., Thurlow, M. L., Eisenbraun, K. D., Lail, K. E., Matchett, D. L., & Quenemoen, M. (2006). *State accommodations policies: Implications for the assessment of reading*. Minneapolis, University of Minnesota, Partnership for Accessible Reading Assessment.
- Pennock-Roman, M. & Rivera, C. (2007). *The differential effects of time on accommodated vs. unaccommodated content assessments for English language learners*. Center for Assessment Reidy Interactive Lecture Series. www.nciea.org.
- Rivera, C., Acosta, B.D., and Willner, L.S. (2008). *Guide for refining state assessment policies for accommodating English language learners* George Washington University Center for Equity and Excellence in Education, <http://ceee.gwu.edu>
- Rivera, C., Acosta, B.D., and Willner, L.S. (2008). *Descriptive Study of State Assessment Policies for Accommodating English Language Learners*. George Washington University, Center for Equity and Excellence in Education, <http://ceee.gwu.edu>.
- Rivera, F.D., Lesaux, M., Kieffer, N, & Rivera, H. (2006). *Practical guidelines for the education of English language learners: Research-based recommendations for the use of accommodations in Large-Scale Assessments*.(Under cooperative agreement grant S283B050034 for U.S.Department of Education). Portsmouth, NH: RMC Research Corporation, Center on Instruction. <http://www.centeroninstruction.org/files/ELL3-Assessments.pdf>
- Shafer Willner, L., Rivera, C., & Acosta, B. (2008). *Descriptive study of state assessment policies for accommodating English language learners*. Arlington, VA: The George Washington University Center for Equity and Excellence in Education.

- Solano-Flores, G. (2006). Language, dialect, and register: Sociolinguistics and the estimation of measurement error in the testing of English language learners. *Teachers College Record*, 108(11), 2354-2379.
- Solano-Flores, G. & Trumbull, E. (2008). In what language should English language learners be tested? In R. Kopriva (Ed.), *Improving testing for English language learners: A comprehensive approach to designing, building, implementing and interpreting better academic assessments*. New York, NY: Routledge.
- Wolf, K.M, Kao, J.C., Herman, J., Bachman, L.F., Bailey, A.L., Bachman, P., Farnsworth, T., and S. M. Chang. (2008). *Issues in assessing English language learners: English language proficiency measures and accommodations uses literature review (Part 1 of 3)*. CRESST Report 731, National Center for Research on Evaluation, Standards, and Student Testing Graduate School of Education & Information Studies UCLA. | University of California, Los Angeles.
- Zenisky, A. L., & Sireci, S. G. (2007). *A summary of the research on the effects of test accommodations: 2005-2006 (Technical Report 47)*. Minneapolis, MN: University of Minnesota, National Center on Educational Outcomes.

Appendix C

Scribing Directions

Using a Scribe for the New Mexico SBA Writing Assessment

For the 2011-12 school year, students using a scribe on the New Mexico SBA Writing Assessment should have marked on their Biogrid code 12 (Scribe Constructed Response Items) and/or Biogrid code 11 (Scribe Selected Response Items). This response accommodation includes the use of human scribes, transcribers, and voice recognition or voice to text software.

Scribing for Reading, Mathematics, Science, and Social Students:

(Please note: Reading, Mathematics, Science, and Social Studies are not scored for spelling, capitalization, punctuation, sentence usage or paragraph usage).

- Scribe the student's dictation verbatim.
- The Scribe may write the student's dictation and correctly spell and punctuate the document.
- After the dictation is complete, allow the student to review and edit it further.
- If needed, rewrite a final version of the dictation.

Scribing for Grade 3 Writing Composition:

(Important note: Writing Composition is scored for spelling, capitalization, punctuation, sentence usage and paragraph usage, thus the scribe cannot include these elements into the dictation). Please follow these steps:

1. "First, you will plan your paragraph on the page labeled 'Planning Page,' which is page XX of your test booklet. You may create a list, web, outline, T-chart, or any other form of planning that you want to use. You may only write about the prompt printed below. You will earn points for this work.

- For planning, the Scribe may only write what the student is dictating. The Scribe must not assist the student in the planning of the composition or create a graphic organizer (of any other planning tool) if it is not indicated in the student's IEP.
- If the student's IEP assigns the use of a graphic organizer (specifically as an assessment accommodation), the Scribe must show the student the graphic organizer and have the student indicate where and what to write. No further assistance is allowable.

2. "Second, you will use the separate sheets of lined paper to write a rough draft. Do not write your rough draft in your test booklet. No points are given for your rough draft. Be sure to write your name on all pages of your rough draft.

- Scribe the student's dictation verbatim.
- **Do not show the student the dictated document at this point.**
- Begin a new page for the next step.
- Read each word the student has dictated and ask the student to spell each word (no need to repeat spelling of correctly spelled words)
- Write each word as the student spells it in a continuous sentence.
- Do not capitalize, punctuate, distinguish sentences or paragraphs (in order for the student to edit for these elements later).

3. "Third, you will revise your paragraph and write it in your test booklet on page X, which is labeled 'Final Draft.' You will earn points for your final draft." [Distribute three sheets of lined paper to each student.]

- Now show the student the document and ask the student to indicate capitalization, punctuation, sentences, and paragraphs.
- Re-write the edited document and allow the student to edit again.
- Re-write the completed document if necessary.

Using a Scribe for the New Mexico SBA Writing Assessment

For the 2011-12 school year, students using a scribe on the New Mexico SBA Writing Assessment should have marked on their Biogrid code 12 (Scribe Constructed Response Items) and/or Biogrid code 11 (Scribe Selected Response Items). This response accommodation includes the use of human scribes, transcribers, and voice recognition or voice to text software.

Scribing for Reading, Mathematics, Science, and Social Students:

(Please note: Reading, Mathematics, Science, and Social Studies are not scored for spelling, capitalization, punctuation, sentence usage or paragraph usage).

- Scribe the student's dictation verbatim.
- The Scribe may write the student's dictation and correctly spell and punctuate the document.
- After the dictation is complete, allow the student to review and edit it further.
- If needed, rewrite a final version of the dictation.

Scribing for Grades 5 & 8 Writing Composition:

(Important note: Writing Composition is scored for spelling, capitalization, punctuation, sentence usage and paragraph usage, thus the scribe cannot include these elements into the dictation). Please follow these steps:

1. "First, you will plan your essay on the page labeled 'Planning Page,' which is page XX of your answer document. You may create a list, web, outline, T-chart, or any other form of planning that you want to use. You may only write about the prompt printed below. You will earn points for this work.

- For planning, the Scribe may only write what the student is dictating. The Scribe must not assist the student in the planning of the composition or create a graphic organizer (of any other planning tool) if it is not indicated in the student's IEP.
- If the student's IEP assigns the use of a graphic organizer (specifically as an assessment accommodation), the Scribe must show the student the graphic organizer and have the student indicate where and what to write. No further assistance is allowable.

2. "Second, you will use the separate sheets of lined paper to write a rough draft. Do not write your rough draft in your test booklet or answer document. No points are given for your rough draft. Be sure to write your name on all pages of your rough draft.

- Scribe the student's dictation verbatim.
- **Do not show the student the dictated document at this point.**
- Begin a new page for the next step.
- Read each word the student has dictated and ask the student to spell each word (no need to repeat spelling of previous correctly spelled words)
- Write each word as the student spells it in a continuous sentence.
- Do not capitalize, punctuate, distinguish sentences or paragraphs (in order for the student to edit for these elements later).

3. "Third, after a short break, you will begin Session 3. During Session 3, you will revise your essay and write it in your answer document on pages X and X, which are labeled 'Final Draft.' You will earn points for your final draft." [Distribute three sheets of lined paper to each student.]

- Now show the student the document and ask the student to indicate capitalization, punctuation, sentences, and paragraphs.
- Re-write the edited document and allow the student to edit again.
- Re-write the completed document if necessary.

Appendix D

Allowable NMAPA Accommodations

Accommodations are tools and procedures in the areas of presentation, response, timing and scheduling, and setting that provide equitable instructional and assessment access for students with disabilities. Accommodations are intended to *mediate* the effects of a student's disability; they are *not* intended to reduce learning expectations. The NMAPA in itself is a major accommodation and accommodations for certain disabilities are integrated into the assessment.

Task Delivery Modes

The standard script may be presented to students in the modality that students receive instruction. For example:

- Orally (verbally).
- Orally (verbally), supported by sign language, cued speech, or both.
- Orally (verbally), supported by concrete objects.
- Orally (verbally), supported by picture symbols.
- Using picture symbols.
- Using sign language.
- Using sign language supported by concrete objects.
- Using sign language supported by picture symbols.
- Using a student's other preferred communication system.
- Using supports, such as computer software that provides systematic visual aids.

Task Delivery Guidelines

Task delivery guidelines include the following:

- Consider the effect of accommodations on what is being assessed before the actual administration of the NMAPA. Make sure that the accommodation DOES NOT change the meaning or the intent of an item.
- Select signs, words, and images with care so they DO NOT signal the correct response.
- Substitute more familiar words or terms or abbreviate the script, provided that doing so DOES NOT affect the intent or degree of difficulty of an item.
- Consider several factors when implementing accommodations. These factors include, but are not limited to, the following:
 - Volume.
 - Timing.
 - Movement/gesture or expression.
 - Environment.
 - Background (visual and auditory).
 - Contrast.
 - Text size, font, case (upper or lower), and color of stimulus materials (see "Response Modes," below).

- Rewording so that the student initiates action or applies or explores the stimulus.
- Use any customary encouragement and support strategy, as long as it does not unfairly signal correct or incorrect responses. These strategies include, but are not limited to, the following:
 - Praise.
 - Confirmation.
 - Reiteration/repetition.
 - Touch.
 - Time out.
 - Snack or other incentive.

Response Modes

For every task, response options will be provided. These options may include concrete objects, photographs, line drawings, picture symbols, or letters or words. Students may express a response choice by or through such means as

- Using language (oral or signed), independently or through voice output devices.
- Using other vocalization(s).
- Using language (written) manually or with a keyboard (traditional or voice activated) or by dictation to a scribe.
- Touching, pointing, eye gazing, nodding, or gesturing toward an item.
- Selecting and arranging picture symbols.
- Manipulating or picking up an item.
- Exhibiting a change in breathing pattern (respiration) or body movement.
- Changing facial expression(s).
- Using assistive technology devices.
- Using a combination of these, a different alternative response mode, or both.

Response Mode Guidelines

Response mode guidelines include the following:

- To be acceptable, any response mode must allow a TA to ascertain, without ambiguity, the intent of a student's response.
- The response mode(s) must be routinely used by the student during daily instruction.
A new response mode should not be introduced for this assessment.

Stimulus and Response Materials: Substitutions

The stimulus materials identified in each task are intended for students who have significant cognitive disabilities. In recognition of the need to depart on occasion from the standard stimulus and response materials, the chart below shows suggested substitutions and alternatives that are based on students' degree of vision, hearing, or physical mobility.

Student Characteristic	You can adapt or substitute NMAPA stimulus/response materials by doing the following:
Blind Low vision Partial sight	Increase or decrease size of manipulatives, their spacing, or both; increase contrast in/among manipulatives; add, remove, or change background color; position as appropriate (e.g., right, left, midline, slanted, eye level); limit spatial and figure ground problems
	Highlight response choices with flashlight; use backlighting; use multi-sensory materials (e.g., incorporate weight, temperature, smell, and resonance/vibration); use high-contrast colors (e.g., red and yellow)
	Reduce sheen; lower intensity of light; change orientation (flat, slanted, upright); limit visual field; use a plastic frame to display stimulus and response materials
	Use textured manipulatives (when tactile discrimination is possible); add raised lines or forms; use Braille (limited contexts, as appropriate); provide tangible objects (actual, symbolic, part-for-whole); provide auditory, tactile, and olfactory replacements for visual stimuli; eliminate distracting lights and sounds
Deaf	Use picture symbol version of texts read "aloud" through customary delivery mode (sign language, cued speech, and so forth)
Hard of hearing	Increase volume; provide visual replacements for auditory stimuli
Limited in reach or touch	Use response cards or response items, or both, in conjunction with switches or other assistive technology
Limited in visual or tactile field	Reduce the surface on which response options are arrayed; realign (horizontal, vertical, paired, or other arrangement); position materials level with student's eyes and then move within student's reach
Tactile sensitivity	Replace the provided item with an analogous item that is less slippery, fuzzy, rough, and so forth; eliminate unnecessary stimuli
Apraxia/motor planning problems or	Rehearse movement needed for response; use an object for pointing; provide tactile and kinesthetic supports (e.g., pacing board)

Student Characteristic	You can adapt or substitute NMAPA stimulus/response materials by doing the following:
sensory integration challenges	Provide frequent breaks; offer visual supports; allow/encourage movement; allow unrelated manipulative (e.g., rubber band in free hand) to aid concentration, supported seating, weighted vests, sensory diet before testing; reduce "noise" such as environmental sound, tactile and olfactory input, light
Orthopedic impairment	Use assistive technology, visual cues, gestures (e.g., point to materials); change location to increase physical access; change location to access special equipment; offer adjustable height desk, appropriate specialized seating, slant top surface, assistive technology, extended time, multiple or frequent breaks

Assistive Technology

Assistive technology (AT) that is stated in the student's IEP and is used during instruction may be used to give the student access to the content of the assessment, while providing options for responding to task requests on the assessment. However, providing an accommodation or access to AT only during the assessment will not ensure that the student will be able to use the AT effectively. Before the assessment, a student needs opportunities to use the technology during daily instruction to ensure that he or she can use it appropriately and effectively.

Technology affords many ways to adapt both task delivery and student response. Consider both high-tech and low-tech resources that aid delivery (input) and response (output). Any assistive technology that does not unfairly advantage or disadvantage a student may be used, including, but not limited to, the following:

- Word processor (e.g., portable talking or large-print word processors).
- Computer with or without adapted software.
- Screen magnifier or screen magnification software.
- Custom or modified keyboard.
- Touch screen computer access.
- Arm support.
- Track ball, track pad, joystick with onscreen keyboard.
- Alternative keyboard.
- Mouth stick, head pointer with standard or alternative keyboard.
- Head mouse, head master, tracker with onscreen keyboard.
- Switches.
- Voice output device, both single and multiple message.
- Tape recorder.
- Tactile/voice output measuring devices (e.g., clock, ruler).
- Overhead projector.
- Pencil grips, nonskid material to hold objects in place.