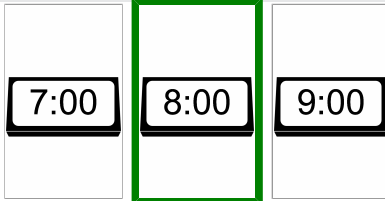


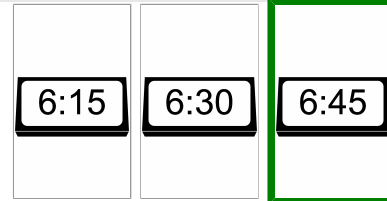
Math Task 1: Clock Times

Materials and Setup

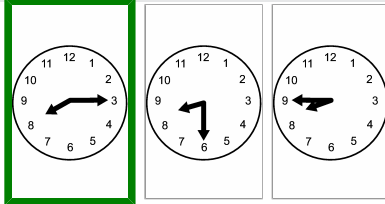
Item 1



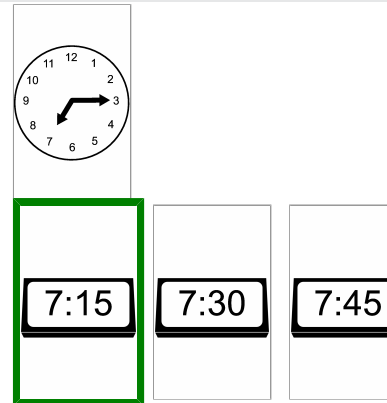
Item 2



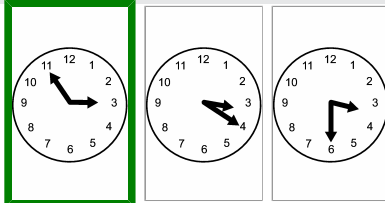
Item 3



Item 4



Item 5



Adaptive Instructions

Item 1

For students who are blind: The Test Administrator may use the clock faces that are used in instruction.

Item 3

For students who are blind: The Test Administrator may use the clock faces that are used in instruction.

Item 5

For students who are blind: The Test Administrator may use the clock faces that are used in instruction.

Item 2

For students who are blind: The Test Administrator may use the clock faces that are used in instruction.

Item 4

For students who are blind: The Test Administrator may use the clock faces that are used in instruction.

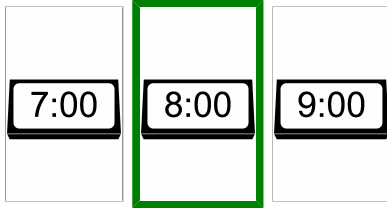
Access Limitations

N/A (Not Applicable) (Item 1, 2, 3, 4, 5)

Math Task 1:

Clock Times: Item 1





Setup






Script

Say: **School starts at 8 o'clock. Show (tell) me which clock shows 8 o'clock: this clock** (indicate the 7:00 card), **this clock** (indicate the 8:00 card), **or this clock** (indicate the 9:00 card)?

TRY 1

	→	Record 2	→	Next Item
	→	Remove Incorrect Student Response	→	TRY 2
	→	Remove 	→	TRY 2

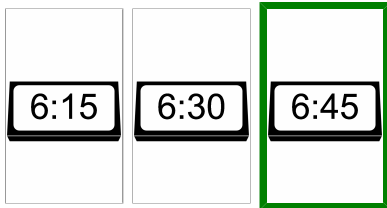
TRY 2 *Show (tell) me which clock shows 8 o'clock: (indicate each remaining option)?*

	→	Record 1	→	Next Item
	→	Record 0	→	Next Item
	→	Record NR	→	Next Item

Math Task 1:

Clock Times: Item 2




Setup






Script

Say: *We're going to tell time. Show (tell) me which clock shows six forty-five: this clock* (indicate the 6:15 card), *this clock* (indicate the 6:30 card), *or this clock* (indicate the 6:45 card)?

TRY 1

	→	Record 2	→	Next Item
	→	Remove Incorrect Student Response	→	TRY 2
	→	Remove <input type="text" value="6:30"/>	→	TRY 2

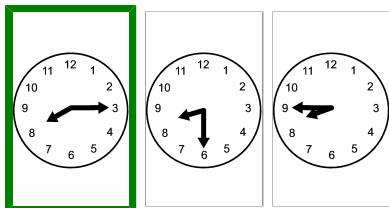
TRY 2 *Show (tell) me which clock shows six forty-five: (indicate each remaining option)?*

	→	Record 1	→	Next Item
	→	Record 0	→	Next Item
	→	Record NR	→	Next Item

Math Task 1:

Clock Times: Item 3

Setup



Script

Say: **Show (tell) me which clock shows eight fifteen: this clock** (indicate the 8:15 card), **this clock** (indicate the 8:30 card), **or this clock** (indicate the 8:45 card)?

TRY 1

	→	Record 2	→	Next Item
	→	Remove Incorrect Student Response	→	TRY 2
	→	Remove	→	TRY 2

TRY 2

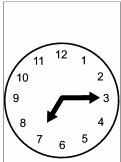
Show (tell) me which clock shows eight fifteen: (indicate each remaining option)?

	→	Record 1	→	Next Item
	→	Record 0	→	Next Item
	→	Record NR	→	Next Item

Math Task 1:

Clock Times: Item 4

Setup



Three digital clock cards are shown below the analog clock. The first card, displaying "7:15", is highlighted with a green border. The second card displays "7:30" and the third card displays "7:45".

Script

Say: ***This clock*** (indicate the analog clock card) ***shows seven fifteen. Show (tell) me which other clock shows seven fifteen: this clock*** (indicate the 7:15 card), ***this clock*** (indicate the 7:30 card), ***or this clock*** (indicate the 7:45 card)?

TRY 1

	→	Record 2	→	Next Item
	→	Remove Incorrect Student Response	→	TRY 2
	→	Remove <input type="text" value="7:30"/>	→	TRY 2

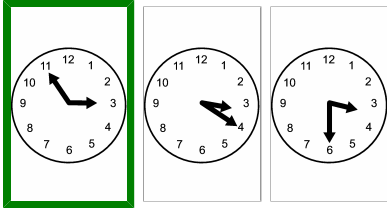
TRY 2 *Show (tell) me which other clock shows seven fifteen: (indicate each remaining option)?*

	→	Record 1	→	Next Item
	→	Record 0	→	Next Item
	→	Record NR	→	Next Item

Math Task 1:

Clock Times: Item 5

Setup







Script




Say: **Show (tell) me which clock shows the closest time to 3 o'clock: this clock** (indicate the 2:55 card), **this clock** (indicate the 3:20 card), **or this clock** (indicate the 3:30 card)?

Say: **We're finished telling time.**

TRY 1

	→	Record 2	→	Next Item
	→	Remove Incorrect Student Response	→	TRY 2
	→	Remove 	→	TRY 2

TRY 2 *Show (tell) me which clock shows the closest time to 3 o'clock: (indicate each remaining option)?*

	→	Record 1	→	Next Item
	→	Record 0	→	Next Item
	→	Record NR	→	Next Item

This page intentionally left blank.